

FREESTANDING COOKERS

2023 - 2024



www.vestelinternational.com

VESTEL



COMPANY PROFILE
2-3

GLOBAL OPERATIONS
4-5

SINGLE OVENS
8-71

DOUBLE OVENS
72-110

WIDE RANGE
111-161

RANGE COOKER
146-161

SPECIFICATIONS
162-180

ADDRESSES
185





COMPANY PROFILE

VESTEL CITY, WHICH COMPRISES NINE PLANTS LOCATED IN MANISA, IS AMONGST THE BIGGEST INDUSTRIAL COMPLEXES OF THE WORLD.

>



20.000
Employees

1.300.000 m²
Closed Production Area

Export Leader of Turkey with
\$ 2,3 Billion

30 Million
Device Production
Capacity

\$ 3,5 Billion
Turnover

Vestel City, which comprises nine plants located in Manisa, is amongst the biggest industrial complexes of the world.

Comprised of 28 companies, Vestel Group is a multi-industry manufacturer that operates in consumer electronics, major domestic appliances, professional displays, automotive and battery solutions, and EV Chargers. Testimony to the global importance of Zorlu Holding across multiple technology sectors, Vestel is not only thriving at home in Turkey, but also through a further 11 subsidiaries that have been set up in various other parts of the world. Thanks to its renowned manufacturing and R&D complex, Vestel exports to more than 160 countries and keeps its position as a global player.

Vestel is one of the ten biggest major domestic appliances manufacturers in Europe, with its new product development ability, flexibility in production, and fast response to clients' demands.

Operating with an annual capacity of 4.9 million units, the company's two refrigerator plants produce a variety of models ranging from french door, no-frost, combi, double door, single door, to tabletop fridges and freezers, as well as built-in models.

Achieving similar success with washing machines, Vestel is able to produce 3.8 million units a year, with large models range from 4 kg to 12 kg drum capacities washer and 7kg/5kg, 8kg/6kg, 9kg/6kg, 10kg/6kg drum capacities washer/dryer. Vestel's product range also includes built-in washer and washer/dryer with the drum capacities of 7 kg, 8 kg and 7/5 kg.

Vestel tumble dryers are produced 1.2 million units a year, with models ranging from 7 kg to 12 kg capacities. The group is capable of producing both condenser and heat pump type of tumble dryers with high efficiency.

The plant for cooking appliances operates with an annual capacity of 2.7 million units, producing free standing cookers, built-in hobs and ovens.

The major domestic appliances product range includes free standing, semi and fully integrated dishwashers. The 86 cm high tall tub and deep tall tub dishwasher developed for the US market have started to be produced for the first time. The plant has the

capacity to produce 2.5 million units a year for now. New dishwasher factory is under construction and capacity will reach 4 million unit per year over time.

In addition, the air conditioner factory is capable of producing 420,000 sets of split-type models.

R&D facilities located in Turkey, the UK, and China employ the highest caliber engineers to develop hardware and software solutions that provide clients with world-class quality products.

VestelKom factory located in free trade zone of Izmir, has a special R&D team for manufacturing and testing batteries and EV Chargers, which is also exporting these goods to Europe with zero customs tax.

Vestel has proven its success in product design by receiving the most prestigious design awards every year from well-known industrial design organizations for a variety of products.

Vestel Trade, the company responsible for the marketing and sales of Vestel products overseas, exports 75% of its production under leading Japanese and European brands to 160+ countries.

Vestel appeals to different consumer tastes in 160+ countries with its wide range of products, which reflects its competencies in technological development, design and product customization. Accounting for 90% of Turkey's TV exports and 35% of the nation's white goods exports, Vestel has been an unwavering export leader in the Turkish electronics sector for the past 25 years.

For a sustainable future and transition to an economy based on net zero emissions, Vestel triggers transformation across the entire value chain. Leveraging the power of Industry 4.0 and automation to support the reduction of energy consumption through operational improvements and innovative products, Vestel implements circular models to improve resource efficiency in production and reduce our environmental impact from products.

Vestel aims to reach net zero emissions by 2050, first in its own operations and then in its entire value chain. Vestel is working on decarbonization plan as part of its commitment to set Science Based Targets (SBTi).

A low-angle, upward-looking photograph of several modern skyscrapers with glass facades. The buildings are reflected in each other, creating a complex, layered geometric pattern. The sky is a pale, hazy blue. The overall color palette is dominated by the warm, golden-brown tones of the glass reflections and the cool blues of the sky and building shadows.

GLOBAL OPERATIONS

MANUFACTURING & ASSEMBLY PLANTS

>

TV, Set-top Boxes

Manisa, Turkey - Kobierzyce, Poland

Professional Displays, Tablet PC, LED lighting

Manisa Turkey

Refrigerator, Washing Machine, Dishwasher, Tumble Dryer,

Cooking Appliances, Air Conditioner, Water Heater

Manisa, Turkey

R&D CENTERS

Manisa, Turkey

Istanbul, Turkey

Bristol, United Kingdom

Shanghai, China

MARKETING & SALES COMPANIES

Vestel Trade, Turkey

Vestel France, France

Vestel Germany, Germany

Vestel UK, United Kingdom

Vestel Iberia, Spain

Vestel Poland, Poland

Vestel Benelux, Netherlands

Vestel CIS Ltd, Russia

Vestel Electronica, Romania

Vestel Central Asia, Kazakhstan

Vestel Electronics Gulf, Dubai

Freestanding Cookers Product Family

Single Ovens

50x50

50x60

60x60



Product Definition	Freestanding Gas Cooker		Freestanding Mixed Cooker (Electric Oven with Gas Cooktop)		Freestanding Electric Cooker		
	Gas	Gas	Electric (Standard)	Electric (Standard)	Electric (Standard)	Electric (Standard)	Electric (Standard)
Oven							
Cooktop	Gas	Gas-Hotplate	Gas	Gas-Hotplate	Hotplate	Vitroc ceramic	Induction
50x50	Available	Available	Available	Available	Available	Available	-
50x60	Available	Available	Available	Available	Available	Available	Available
60x60	Available	Available	Available	Available	Available	Available	Available

Double Ovens

50x50

50x60



Product Definition	Freestanding Double Gas Cooker		Freestanding Double Mixed Cooker (Electric Oven with Gas Cooktop)		Freestanding Double Electric Cooker		
	Gas	Gas	Electric (Standard)	Electric (Standard)	Electric (Standard)	Electric (Standard)	Electric (Standard)
Oven							
Cooktop	Gas	Gas-Hotplate	Gas	Gas-Hotplate	Hotplate	Vitroc ceramic	Induction
50x60	Available	Available	Available	Available	Available	Available	Available
60x60	Available	Available	Available	Available	Available	Available	Available

Wide Range (90x60) Cookers

Professional



Standard



Bottle Compartment



Product Definition	90x60 Gas Cooker		90x60 Mixed Cooker (Electric Oven with Gas Cooktop)		90x60 Electric Cooker		
	Gas	Gas	Electric (Standard)	Electric (Standard)	Electric (Standard)	Electric (Standard)	Electric (Standard)
Oven							
Cooktop	Gas	Gas-Hotplate	Gas	Gas-Hotplate	Hotplate	Vitroc ceramic	Induction
Professional	Available	Available	Available	Available	Available	Available	Available
Standard	Available	Available	Available	Available	Available	Available	Available
Bottle Compartment	Available	Available	Available	Available	Available	Available	Available

Range Cookers



Product Definition	90x60 Mixed Cooker (Electric Oven with Gas Cooktop)	
Oven	Electric (Standard)	Electric (Standard)
Cooktop	Gas	Gas-Hotplate
100x60	Available	-

Single Ovens

50x50

50x60

60x60





1. Lid

2. Timer

3. Side Panel

4. Oven Door

5. Plinth

6. Pan Supports

7. Cooktop

8. Knobs

9. Control Panel

10. Handle

11. Add-On

12. Drawer

13. Kickplate

14. Feet

Product Design

Knobs



Antero



Epsilon



Gama



Nord



Pipo



Egon



Haruna



Muria



Nevis



Linea Art



Linea Inox



Trio




Flat




Rustic


Product Design Handle Types



Bow




Cylinder




D Profile Arc



Ellipse Arc




V-Line



Verge



Flat Quadrangle




Flat Slice




Trio




Rustic




Vero




Troy



Slim Bar



Square Bar




Trim




Iris



Padus



Monda



Himera

Product Design Aesthetics



Flat



Combined



3D



Level

Product Design Door Types



Type 9
Full Outer And Inner Glass
Door



Type 10
3D Metal Oven Door With
Small Glass



Type 7
Full Glass Oven Door



Product Design

Add-on Types



Mono Stripe 15 Mm (Cladding)



Mono Stripe 50 Mm (Cladding)



I Type 50 Mm (Cladding)



U Type 50 Mm (Cladding)


Product Design Lid Types



Metal Lid



Glass Lid With
Bumpers



Glass Lid With
Metal Profile



Product Design

Timer Types



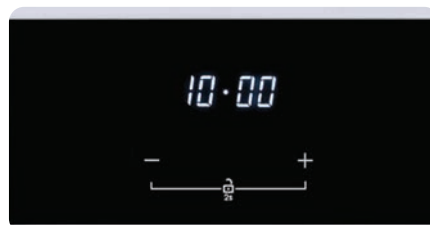
Digital Touch
Full Programmer



¹Digital Touch Clock
and Minute Minder



Extended Touch
Full Programmer



¹Extended
Touch Clock and
Minute Minder



Mechanical Timer




Minute Minder

¹Digital Minute Minder is not available for Gas Oven.

Details

Each detail of Vestel Freestanding Cookers has been carefully designed to provide high performance, minimum energy consumption, easier and safe use.



Cavity Rack Types



Telescopic Shelf Types



Hob Details



Pan Support Types



Accessories



Cleaning Functions

Product Design

Main Components






Electric Grill



Gas Grill (Free Standing Gas Cooker)



Fan with The Ring for Multifunction Ovens



Oven Gas Burner



Oven Lamp



Function Fan for Gas Cookers



Side Lighting



Oven Gas Burner Cover



Product Design

Cavity Rack Types

Designed for ease of use

Vestel offers to various cavity racks according to consumer needs.
The usage of the cavity racks is smooth and easy.

Options



Enamel
Mold Runners



Wire Rack In
Enamel Cavity



Wire Rack In Catalytic
Enamel Cavity

Telescopic Shelf

Vestel telescopic rails go in and out smoothly. The shelves allow to remove hot trays or pans from the oven easily and practically.



Full Extension Telescopic Shelf

Thanks to full extension telescopic shelves, consumers can reach whole of tray or pan so they can check, turn and spice their food without having to put their hands in the oven.



Options



Single Telescopic Shelf



Double Telescopic Shelves



Full Extension Telescopic Shelf



Double Full Extension Telescopic Shelves

Product Design Vitroceramic Hob Details




Slim Design for Vitroceramic Hobs




Arc Design for Vitroceramic Hobs



Slim Design for Induction Hobs



Dual Zone
for Vitroceramic Hobs



Oval Zone
for Vitroceramic Hobs



Hot Surface Indicator Light
for Vitroceramic Hobs



Hot Surface Indicators
for Vitroceramic Hobs

CONTROL PANELS



Touch Control Panel for Induction Cookers




Touch Control Panel for Knob Controlled Induction Cookers

Product Design Details



4 Whell Guided Drawer (4WG)



Flap Drawer



Child Lock



Cooling Fan



Rear Bottom Cover



Heat Shield for Gas Grill




Plinth



Adjustable Feet



Wheels at Rear



Ground Type Anti-Tip Bracket



Wall Type Anti-Tip Bracket



Chain Type Anti-Tip Bracket

Product Design

Button Controlled Features



Oven Light



Ignition



Oven Light and Turnspit



Turnspit



Function Fan for only Gas Cookers

Product Design

Hob Details



Vitre ceramic Glass Cleaning Spatula



Tripple Flame Wok Burner 3600 W



Flame Failure Device for Gas Burners



Ignition for Gas Burners



Coffee Support



Cast Iron Coffee Support



Rapid Solid Hotplate

Product Design

Pan Support Types



Enamel Pan Supports



Mat Enamel Pan Supports



Cast Iron Pan Supports



Enamel Burner Pan



Mat Enamel Burner Pan



Inox Burner Pan



Enamel Burner Cap




Enamel Flat Burner Cap



Mat Enamel Burner Cap



Cast Iron Burner Cap




S-Type Enamelled Pan Support



V-Type Enamelled Pan Support



D-Type Enamelled Pan Support



S-Type Cast Iron Pan Support



Enamel Pan Support



Cast Iron Pan Support



Cast Iron Wok Adapter



Enamel Wok Adapter



Accessories

Trays



Grill Pan Handle Set



Chromed Wire Grid



Shallow Tray



Deep Tray



80 mm Deep Tray



Chromed Wire Grid For Deep Tray and Shallow Tray



Pizza Set



Deep Tray Handle Set



Well Fry

Time saving cooking with Vestel Pizza Set
Cook pizza just in 15 min.

Fry in a healthier way with VestFry
Fry vegetables or meat with
just one spoon of oil.



Oil Filter



Meat Probe



Turnspit Set with Grid



Turnspit Set with Metal Bracket



Vap Clean

With VapClean® function, dried food stains inside the oven cavity is softened with vapor.

To perform VapClean® a glass of water is poured into the small tray which will be placed at the bottom of the oven. After that VapClean® function is activated to create vapor inside oven cavity which will soften dried food stains.

ENERGY CONSUMPTION

A⁺

A+ Energy Class Freestanding Oven

The first of the world A+ energy rating freestanding oven with mechanical control.

Available cavity volume 65lt

Available functions Multifunction Electrical Oven

Available control unit All control units

Technologies

Steam Assisted Cooking

Steam assisted cooking is a natural, healthy way to preserve vitamins and nutrients in food. By steam assisted cooking the food is kept moist inside with flavors and it is crispy outside.

It allows a huge variety of different foods to be expertly cooked much more quickly than traditional cooking alone, such as fish, pizza, cakes providing restaurant quality results every time. It is particularly great for cooking meat. It also maintains the shine and makes it more succulent.

Bread can also be baked to a professional standard using steam assist. The moisture of the steam enables the dough to grow and develop during cooking, before the outer crust forms. This results in a lighter, more easily digestible dough with an excellent crust.



CONVENTIONAL COOKING



STEAM ASSISTED COOKING

Vestel offers Steam Base Function for steam assisted cooking in 60X60 Freestanding Cookers.

Steam Base Function

Steam base function combines steam with traditional cooking functions utilizing the evaporation of the water inside the oven cavity.

- Pour water into the form on the oven cavity base.
- Select Steam Base function

Available for 60x60 Freestanding Multifunctional Cookers.

Compatible Oven Controllers

No Timer

Mechanical Minute Minders /

Timers Digital Minute Minders /

Timers



TB66I.001



Product Family **60x60 Freestanding Electric Oven with Induction Cooktop**

General Design

HOB ID	4I-63 2 X 160mm 2 X 210mm
Control Panel	3D Aesthetic
Product Color*	Inox Type-3
Timer	Digital Touch Full Programmer
Door Type	Full outer and inner glass door
Handle	D profile arc - Inox
Knob	Linea - Inox

Key Features

Touch control for induction cooktop
Mechanical Thermostat in oven
Boost for induction zones
Cooling fan

TB66I.002

Product Family **60x60 Freestanding Electric Oven with Induction Cooktop**

General Design

HOB ID	4I-63 2 X 160mm 2 X 210mm
Control Panel	3D Aesthetic
Product Color*	Inox Type-3
Timer	Mechanical
Door Type	Full outer and inner glass door
Handle	Monda - Inox/Black
Knob	Epsilon - Wh inox

Key Features

Touch control for induction cooktop
Mechanical Thermostat in oven
Boost for induction zones
Flap drawer
Cooling fan



Line-up
Single Ovens



TB66I.003

Product Family **60x60 Freestanding Electric Oven with Induction Cooktop**

General De-
sign

HOB ID	4I-63 2 X 160mm 2 X 210mm
Control Panel	Flat Aesthetic
Product Color*	White
Timer	Digital Touch Full Pro-grammer
Door Type	Full outer and inner glass door
Handle	Ellips Arc - White
Knob	Epsilon - White

Key Features

- Touch control for induction cooktop
- Mechanical Thermostat in oven
- Boost for induction zones
- Cooling fan

TB66I.004

Product Family **60x60 Freestanding Electric Oven with Induction Cooktop**

General De-
sign

HOB ID	4I-63 2 X 160mm 2 X 210mm
Control Panel	Flat Aesthetic
Product Color*	Inox Type-3
Timer	Digital touch full pro-grammer
Door Type	Full outer and inner glass door
Handle	Cylinder - Inox
Knob	Flat - Wh inox

Key Features

- Knob control for induction cooktop
- Mechanical Thermostat in oven
- Boost for induction zones
- 4 wheel guided drawer
- Cooling fan



TB56I.005



Product Family **50x60 Freestanding Electric Oven with Induction Cooktop**

General Design

HOB ID 4I-64
4 X 160mm

Control Panel Level Aesthetic

Product Color* Inox Type-4

Timer Digital full programmer

Door Type Full outer and inner glass door

Handle Flat Slice - Inox/Black

Knob Haruna - Black

Key Features

Touch control for induction cooktop

Boost for induction zones

Mechanical Thermostat in oven

Cooling fan

4 wheel guided drawer

TB56I.006

Product Family **50x60 Freestanding Electric Oven with Induction Cooktop**

General Design

HOB ID 4I-63
4 X 160mm

Control Panel Level Aesthetic

Product Color* White

Door Type Full outer and inner glass door

Handle Square Bar - White/Black

Knob Nord - White

Key Features

Knob control for induction cooktop

Mechanical Thermostat in oven

Boost for induction zones

Cooling fan



Line-up Single Ovens

TB66C.003



Product Family **60x60 Freestanding Electric Oven with Hilight Cooktop**

General Design

HOB ID	4V-02 2 X 145mm 1 X 180mm 1 X 180mm Dual
Control Panel	Flat Aesthetic
Product Color*	Black
Timer	Digital touch full programmer
Door Type	Full outer and inner glass door
Handle	D profile arc - Black
Knob	PIPO - Black

Key Features

Hot surface indicator for cooktop
Mechanical Thermostat in oven
Flap drawer

TB66C.004

Product Family **60x60 Freestanding Electric Oven with Hilight Cooktop**

General Design

HOB ID	4V-02 2 X 145mm 1 X 180mm 1 X 180mm Dual
Control Panel	Flat Aesthetic
Product Color*	Inox Type-3
Timer	Mechanical timer
Door Type	Full outer and inner glass door
Handle	Bow - Inox
Knob	Haruna - Inox
Add-on	Mono stripe - Inox

Key Features

Hot surface indicator for cooktop
Mechanical Thermostat in oven
Flap drawer



TB66C.001



Product Family **60x60 Freestanding Electric Oven with Hilight Cooktop**

General Design

HOB ID	4V-01 2 X 145mm 2 X 180mm
Control Panel	Level Aesthetic
Product Color*	Inox Type-4
Timer	Digital full programmer
Door Type	Full outer and inner glass door
Handle	Flat Quadrangle-Inox
Knob	Iraya - WH inox
Add-on	I Type-Inox

Key Features

Hot surface indicator for cooktop
Mechanical Thermostat in oven
Flap drawer

TB66C.002

Product Family **60x60 Freestanding Electric Oven with Hilight Cooktop**

General Design

HOB ID	4V-01 2 X 145mm 2 X 180mm
Control Panel	Flat Aesthetic
Product Color*	Inox Type-1
Timer	Digital full programmer
Door Type	Full outer and inner glass door
Handle	Bow - Inox/Wh inox
Knob	Rimo - Wh inox

Key Features

Hot surface indicator for cooktop
Mechanical Thermostat in oven
Mirror glass oven door
Flap drawer



Line-up Single Ovens



TB66C.005

Product Family **60x60 Freestanding Electric Oven with Hilight Cooktop**

General De-sign

HOB ID	4V-01
	2 X 145mm
	2 X 180mm
Control Panel	3D Aesthetic
Product Color*	White
Timer	Mechanical timer
Door Type	3D metal
Handle	Trio - White
Knob	Trio - White

Key Features

Hot surface indicator for cooktop
Mechanical Thermostat in oven
4 wheel guided drawer

TB66C.006

Product Family **60x60 Freestanding Electric Oven with Hilight Cooktop**

General De-sign

HOB ID	4V-01
	2 X 145mm
	2 X 180mm
Control Panel	3D Aesthetic
Product Color*	White
Door Type	Full outer and inner glass door
Handle	Ellipse arc - White
Knob	Epsilon - White

Key Features

Hot surface indicator for cooktop
Mechanical Thermostat in oven
4 wheel guided drawer



*Check color table for product color details

TB56C.007



Product Family **50x60 Freestanding Electric Oven with Hilight Cooktop**

General Design

HOB ID	4V-01 2 X 145mm 2 X 180mm
Control Panel	Flat Aesthetic
Product Color*	Inox Type-3
Timer	Mechanical timer
Door Type	Full outer and inner glass door
Handle	D profile arc - Inox
Knob	Flat - Wh inox

Key Features

Hot surface indicator for cooktop
Mechanical Thermostat in oven
Flap drawer

TB56C.008

Product Family **50x60 Freestanding Electric Oven with Hilight Cooktop**

General Design

HOB ID	4V-01 2 X 145mm 2 X 180mm
Control Panel	3D Aesthetic
Product Color*	Inox Type-3
Door Type	Full outer and inner glass door
Handle	Vero - Inox
Knob	Epsilon ring - Wh inox
AddOn Type	I Type-Inox

Key Features

Hot surface indicator for cooktop
Mechanical Thermostat in oven
Serigraphy on knob ring



*Check color table for product color details

Line-up Single Ovens

TB56C.009



Product Family **50x60 Freestanding Electric Oven with Hilight Cooktop**

General Design

HOB ID	4V-01 2 X 145mm 2 X 180mm
Control Panel	Flat Aesthetic
Product Color*	Black
Timer	Digital touch full programmer
Door Type	Full outer and inner glass door
Handle	Bow - Inox
Knob	Linea Inox - Black

Key Features

Hot surface indicator for cooktop
Mechanical Thermostat in oven
Serigraphy on knob ring
90cm height

TB56C.010

Product Family **50x60 Freestanding Electric Oven with Hilight Cooktop**

General Design

HOB ID	4V-01 2 X 145mm 2 X 180mm
Control Panel	Flat Aesthetic
Product Color*	White
Timer	Mechanical timer
Door Type	Full outer and inner glass door
Handle	Ellipse arc - White
Knob	Trio - White

Key Features

Hot surface indicator for cooktop
Mechanical Thermostat in oven
Serigraphy on knob ring
Flap drawer
90cm height



*Check color table for product color details

TB55C.011



Product Family **50x50 Freestanding Electric Oven with Hilight Cooktop**

General Design

HOB ID	3V-23 2 X 145mm 1 X 180mm
Control Panel	Level Aesthetic
Product Color*	Inox Type-3
Timer	Mechanical timer
Door Type	Full outer and inner glass door
Handle	Flat Slice - Inox/Wh inox
Knob	Linea Inox
Add-on	Mono Stripe - Inox

Key Features

Hot surface indicator for cooktop
Mechanical Thermostat in oven
Serigraphy on knob ring
Flap drawer

TB55C.012

Product Family **50x50 Freestanding Electric Oven with Hilight Cooktop**

General Design

HOB ID	4 X 145mm
Control Panel	Level Aesthetic
Product Color*	White
Door Type	Full outer and inner glass door
Handle	Flat Quadrangle - White/White
Knob	Nord - White

Key Features

Hot surface indicator for cooktop
Mechanical Thermostat in oven



*Check color table for product color details

Line-up Single Ovens



TB66E.001

Product Family **60x60 Freestanding Electric Oven with Solid Hotplate Cooktop**

Key Features

Mechanical Thermostat in oven
4 wheel guided drawer
Metal lid

General Design

HOB ID 4E-18
1 X 80mm, 1 X 145mm
1 X 180mm Rapid,
1 X 220mm
Control Panel 3D Aesthetic
Product Color* White
Timer
Door Type 3D metal
Handle Trio - White/White
Knob Muria - White
Add-on

TB66E.002

Product Family **60x60 Freestanding Electric Oven with Solid Hotplate Cooktop**

Key Features

Mechanical Thermostat in oven
Metal lid
Flap drawer

General Design

HOB ID 4E-02
2 X 145mm, 1 X 180mm
1 X 180mm Rapid
Control Panel 3D Aesthetic
Product Color* Black
Timer Mechanical timer
Door Type Full outer and inner glass door
Handle Ellipse - Black/Black
Knob Iraya - Black
Add-on



*Check color table for product color details

TB66E.004



Product Family **60x60 Freestanding Electric Oven with Solid Hotplate Cooktop**

General Design

HOB ID	4E-02 2 X 145mm, 1 X 180mm 1 X 180mm Rapid
Control Panel	Level Aesthetic
Product Color*	Inox Type-3
Timer	Mechanical timer
Door Type	Full outer and inner glass door
Handle	Ellipse Arc - Inox
Knob	Spectrum - Black
Add-on	U Type - Inox

Key Features

Mechanical Thermostat in oven
Flap drawer

TB66E.003

Product Family **60x60 Freestanding Electric Oven with Solid Hotplate Cooktop**

General Design

HOB ID	4E-02 2 X 145mm, 1 X 180mm 1 X 180mm Rapid
Control Panel	Flat Aesthetic
Product Color*	Inox Type-3
Timer	Digital touch full programmer
Door Type	Full outer and inner glass door
Handle	Flat Quadrangle - Inox/Wh inox
Knob	Nord - Wh inox

Key Features

Mechanical Thermostat in oven
Metal lid
Flap drawer



*Check color table for product color details

Line-up Single Ovens



TB56E.005

Product Family **50x60 Freestanding Electric Oven with Solid Hotplate Cooktop**

Key Features

Mechanical Thermostat in oven
Metal lid

General Design

HOB ID 4E-09
1 X 80mm, 1 X 145mm
1 X 180mm, 1 X 180mm
Rapid
Control Panel Flat Aesthetic
Product Color* White
Timer
Door Type Full outer and inner glass door
Handle Vero - White
Knob Nord - White
Add-on

TB56E.006

Product Family **50x60 Freestanding Electric Oven with Solid Hotplate Cooktop**

Key Features

Mechanical Thermostat in oven
Serigraphy on knob ring

General Design

HOB ID 4E-01
2 X 145mm, 2 X 180mm
Control Panel 3D Aesthetic
Product Color* Inox Type-3
Timer Mechanical timer
Door Type Full outer and inner glass door
Handle Ellipse Arc - Inox
Knob Epsilon - Wh inox



*Check color table for product color details



TB55E.007

Product Family **50x50 Freestanding Electric Oven with Solid Hotplate Cooktop**

General Design

HOB ID 4E-01
2 X 145mm, 2 X 180mm

Control Panel Flat Aesthetic

Product Color* Inox Type-3

Timer

Door Type Full outer and inner glass door

Handle D profile arc - Inox

Knob Gama - Wh inox

Add-on

Key Features

Mechanical Thermostat in oven

Glass lid with bumpers

Flap drawer

TB55E.008

Product Family **50x50 Freestanding Electric Oven with Solid Hotplate Cooktop**

General Design

HOB ID 4E-27
4 X 145mm

Control Panel Flat Aesthetic

Product Color* White

Timer -

Door Type Full outer and inner glass door

Handle Ellipse Arc - White

Knob Gama - White

Key Features

Mechanical Thermostat in oven

Flap drawer



*Check color table for product color details

Line-up Single Ovens



TB66K.001

Product Family **Freestanding Electric Oven with Gas Cooktop**

General Design

HOB ID	4G-40
	4 gas burners
Control Panel	Level Aesthetic
Product Color*	White
Timer	Extended Touch Full Programmer
Door Type	Full outer and inner glass door
Handle	Arc Tube - White
Knob	Troy - White
Ignition	One Touch
Pan Support	S Type - Enamel
Burner Caps	Enamel

Key Features

Mechanical Thermostat in oven
Serigraphy on knob ring
Glass lid with bumpers
Flap drawer

TB66K.002

Product Family **60x60 Freestanding Electric Oven with Gas Cooktop**

General Design

HOB ID	4G-40
	4 gas burners
Control Panel	Level Aesthetic
Product Color*	Inox Type-3
Timer	Mechanical timer
Door Type	Full outer and inner glass door
Handle	Troy - Inox
Knob	Flat - Black
Ignition	One touch
Pan Support	S Type - Mat Enamel
Burner Caps	Mat enamel

Key Features

Mechanical Thermostat in oven
Serigraphy on knob ring
Glass lid with bumpers
Flap drawer



*Check color table for product color details



TB66K.003

Product Family **60x60 Freestanding Electric Oven with Gas Cooktop**

General Design

HOB ID	4G-41
	4 gas burners
Control Panel	Level Aesthetic
Product Color*	Cream Type-20
Timer	Mechanical
Door Type	Full outer and inner glass door
Handle	Rustic - Chrome
Knob	Rustic - Chrome/Black
Ignition	One touch
Pan Support	S Type - Mat Enamel
Burner Caps	Mat Enamel
Add On	Rustic Metal Art

Key Features

Mechanical Thermostat in oven
Glass lid with bumpers
Wok burner

TB66K.004

Product Family **60x60 Freestanding Electric Oven with Gas Cooktop**

General Design

HOB ID	4G-41
	4 gas burners
Control Panel	Level Aesthetic
Product Color*	Black
Timer	Mechanical
Door Type	Full outer and inner glass door
Handle	Rustic - Gold
Knob	Rustic - Gold/Black Body
Ignition	One touch
Pan Support	S Type - Enamel
Burner Caps	Enamel
Add On	Rustic Metal Art

Key Features

Mechanical Thermostat in oven
Glass lid with bumpers
Wok burner



*Check color table for product color details

Line-up Single Ovens



TB66K.005

Product Family **60x60 Freestanding Electric Oven with Gas Cooktop**

General Design

HOB ID	3G1E-31
	3 gas burners + 180mm hotplate
Control Panel	Level Aesthetic
Product Color*	Inox Type-14
Door Type	Full outer and inner glass door
Handle	Square-Inox/Black
Knob	Haruna - Wh inox
Ignition	One touch
Pan Support	S Type - Enamel
Burner Caps	Enamel

Key Features

Mechanical Thermostat in oven
Serigraphy on knob ring
Glass lid with bumpers
Flap drawer

TB66K.006

Product Family **60x60 Freestanding Electric Oven with Gas Cooktop**

General Design

HOB ID	4G-40
	4 gas burners
Control Panel	Flat Aesthetic
Product Color*	Black
Door Type	Full outer and inner glass door
Handle	Vero - Black
Knob	Nord - Black
Ignition	One touch
Pan Support	S Type - Enamel
Burner Caps	Enamel

Key Features

Mechanical Thermostat in oven
4 wheel guided drawer



*Check color table for product color details



TB66K.007

Product Family **60x60 Freestanding Electric Oven with Gas Cooktop**

General Design

HOB ID	4G-41
	4 gas burners
Control Panel	Level Aesthetic
Product Color*	Inox Type-3
Timer	Mechanical
Door Type	Full outer and inner glass door
Handle	Padus - Inox/Black
Knob	Epsilon - Wh inox
Ignition	One touch
Pan Support	V Type - Enamel
Burner Caps	Enamel
Add on	Mono Stripe - Inox

Key Features

Mechanical Thermostat in oven
Glass lid with metal profile
Wok burner

TB66K.008

Product Family **60x60 Freestanding Electric Oven with Gas Cooktop**

General Design

HOB ID	4G-41
	4 gas burners
Control Panel	Flat Aesthetic
Product Color*	Inox Type-3
Door Type	Full outer and inner glass door
Handle	Vero - Inox
Knob	Epsilon - Wh inox
Ignition	One touch
Pan Support	S Type - Cast Iron
Burner Caps	Cast Iron
Add on	I Type - Inox

Key Features

Mechanical Thermostat in oven
4 wheel guided drawer
Glass lid with metal profile
Wok burner



*Check color table for product color details

Line-up Single Ovens



TB66K.009

Product Family **60x60 Freestanding Electric Oven with Gas Cooktop**

General De-sign

HOB ID	3G1E-31
	3 gas burners + 180mm hotplate
Control Panel	3D Aesthetic
Product Color*	Silver
Timer	Mechanical
Door Type	3D Metal
Handle	D profile arc - Inox
Knob	Epsilon - Wh inox
Ignition	One touch
Pan Support	S Type - Enamel
Burner Caps	Enamel

Key Features

Mechanical Thermostat in oven
Metal lid

TB66K.010

Product Family **60x60 Freestanding Electric Oven with Gas Cooktop**

General De-sign

HOB ID	3G1E-31
	3 gas burners + 180mm hotplate
Control Panel	3D Aesthetic
Product Color*	White
Timer	Mechanical
Door Type	3D Metal
Handle	Flat Slice - White/White
Knob	Gama - White
Ignition	One touch
Pan Support	S Type - Enamel
Burner Caps	Enamel

Key Features

Mechanical Thermostat in oven
Metal lid



*Check color table for product color details



TB66K.011

Product Family **60x60 Freestanding Electric Oven with Gas Cooktop**

General Design

HOB ID	4G-40
	4 gas burners
Control Panel	Flat Aesthetic
Product Color*	Silver
Timer	Digital touch full programmer
Door Type	Full outer and inner glass door
Handle	Flat Slice - Inox/Wh inox
Knob	Nord - Wh inox
Ignition	One touch
Pan Support	S Type - Mat Enamel
Burner Caps	Mat Enamel

Key Features

Mechanical Thermostat in oven
Flap drawer
Metal lid

TB66K.012

Product Family **60x60 Freestanding Electric Oven with Gas Cooktop**

General Design

HOB ID	4G-40
	4 gas burners
Control Panel	3D Aesthetic
Product Color*	Black
Timer	Mechanical
Door Type	Full outer and inner glass door
Handle	Rustic - Gold
Knob	Rustic - Gold
Ignition	One touch
Pan Support	S Type - Enamel
Burner Caps	Enamel

Key Features

Mechanical Thermostat in oven
Glass lid with bumpers
Flap drawer



*Check color table for product color details

Line-up Single Ovens



TB66K.013

Product Family **60x60 Dual Fuel Cooker**

General Design

HOB ID	2G2E-33 2 gas burners 1 X 145mm, 1 X180mm hotplate
Control Panel	Flat Aesthetic
Product Color*	White
Door Type	Full outer and inner glass door
Handle	Ellipse Arc - White
Knob	Epsilon - White
Ignition	Button
Pan Support	Enamel
Burner Caps	Enamel

Key Features

Mechanical Thermostat in oven
Flap drawer
Metal lid

TB66K.014

Product Family **60x60 Freestanding Electric Oven with Gas Cooktop**

General Design

HOB ID	2G2E-33 2 gas burners 1 X 145mm, 1 X180mm hotplate
Control Panel	Flat Aesthetic
Product Color*	Inox Type-1
Door Type	Full outer and inner glass door
Handle	Ellipse Arc - Silver
Knob	Epsilon - WH Inox
Ignition	Button
Pan Support	Enamel
Burner Caps	Enamel

Key Features

Mechanical Thermostat in oven
Metal lid



*Check color table for product color details



TB56K.015

Product Family **50x60 Freestanding Electric Oven with Gas Cooktop**

General Design

HOB ID	2G2E-33
	2 gas burners
	1 X 145mm, 1 X180mm hotplate
Control Panel	Flat Aesthetic
Product Color*	Inox Type-3
Door Type	Full outer and inner glass door
Handle	Trio - Inox/WH inox
Knob	Nord - WH inox
Ignition	One touch
Pan Support	V Type - Enamel
Burner Caps	Enamel

Key Features

Mechanical Thermostat in oven
Serigraphy on knob ring
Metal lid

TB56K.016

Product Family **50x60 Freestanding Electric Oven with Gas Cooktop**

General Design

HOB ID	4G-40
	4 gas burners
Control Panel	Flat Aesthetic
Product Color*	Black
Timer	Mechanical
Door Type	3D Metal
Handle	Flat Quadrangle - Black
Knob	Epsilon - Black
Ignition	One touch
Pan Support	S Type - Enamel
Burner Caps	Enamel

Key Features

Mechanical Thermostat in oven
4 wheel guided drawer



*Check color table for product color details

**Gas consumption values depend on the gas type of the product.

Line-up Single Ovens



TB56K.017

Product Family **50x60 Freestanding Electric Oven with Gas Cooktop**

Key Features

Mechanical Thermostat in oven
Metal lid

General Design

HOB ID	3G1E-31
	3 gas burners - 1X180mm hotplate
Control Panel	Flat Aesthetic
Product Color*	White
Door Type	Full outer and inner glass door
Handle	Flat Quadrangle - White
Knob	Trio - White
Ignition	Button
Pan Support	S Type - Enamel
Burner Caps	Enamel

TB56K.018

Product Family **50x60 Freestanding Electric Oven with Gas Cooktop**

Key Features

Mechanical Thermostat in oven
Metal lid
U type serigraphy on oven door

General Design

HOB ID	3G1E-31
	3 gas burners - 1 X180mm hotplate
Control Panel	Level Aesthetic
Product Color*	White
Door Type	Full outer and inner glass door
Handle	D profile arc - White
Knob	Trio - White
Ignition	One Touch
Pan Support	V Type - Enamel
Burner Caps	Enamel



*Check color table for product color details

TB66G.001



Product Family **60x60 Gas Cooker**

General Design

HOB ID 4G-41
4 gas burners

Control Panel Level Aesthetic
Product Color* Inox Type-3
Timer Digital full programmer

Door Type Full outer and inner glass door

Handle Bow - Inox
Knob Rimo - Wh inox
Ignition One touch
Pan Support S Type - Enamel
Burner Caps Enamel

Key Features

Gas safety in oven
Glass lid with metal profile
Wok burner
Electric grill
Turnspit

TB66G.002

Product Family **60x60 Gas Cooker**

General Design

HOB ID 4G-40
4 gas burners

Control Panel Flat Aesthetic
Product Color* Brown
Timer Digital full programmer

Door Type Full outer and inner glass door

Handle Vero - Black
Knob Trio - Black
Ignition Button
Pan Support V Type - Enamel
Burner Caps Enamel

Key Features

Gas safety in oven
Glass lid with metal profile
Turnspit



*Check color table for product color details

Line-up Single Ovens



TB66G.003

Product Family **60x60 Gas Cooker**

General Design

HOB ID 4G-40
4 gas burners

Control Panel Flat Aesthetic
Product Color* White
Timer Mechanical minute minder
Door Type Full outer and inner glass door
Handle Flat slice - White
Knob Rimo - White
Ignition One touch
Pan Support S Type - Enamel
Burner Caps Enamel

Key Features

Gas safety in oven
Glass lid with bumper
Electric grill
Flap drawer

TB66G.004

Product Family **60x60 Gas Cooker**

General Design

HOB ID 4G-40
4 gas burners

Control Panel Flat Aesthetic
Product Color* White
Door Type Full outer and inner glass door
Handle Cylinder - White
Knob Trio - White
Ignition One touch
Pan Support S Type - Enamel
Burner Caps Enamel

Key Features

Gas safety in oven
Metal lid
Flap drawer



*Check color table for product color details

TB66G.005



Product Family **60x60 Gas Cooker**

General Design

HOB ID	4G-40
	4 gas burners
Control Panel	Level Aesthetic
Product Color*	Inox Type 14
Timer	-
Door Type	Full outer and inner glass door
Handle	Flat Slice - Silver/Black
Knob	Trio - WH Inox
Ignition	One Touch
Pan Support	S Type - Enamelled
Burner Caps	Enamel

Key Features

Mechanical Thermostat in oven
Electric Grill
Turnspit
Oven Lamp
Glass lid with bumpers
Closed Door Grilling
NONCE Only

TB66G.006

Product Family **60x60 Gas Cooker**

General Design

HOB ID	4G-40
	4 gas burners
Control Panel	Level Aesthetic
Product Color*	Black
Timer	-
Door Type	Full outer and inner glass door
Handle	Ellips Arc - Black
Knob	Rimo - Black
Ignition	One Touch
Pan Support	S Type - Enamelled
Burner Caps	Enamel

Key Features

Mechanical Thermostat in oven
Electric Grill
Oven Lamp
Glass lid with bumpers
Closed Door Grilling
NONCE Only



*Check color table for product color details

Line-up Single Ovens



TB66G.007

Product Family **60x60 Gas Cooker**

General Design

HOB ID	4G-40
	4 gas burners
Control Panel	Level Aesthetic
Product Color*	White
Timer	-
Door Type	Full outer and inner glass door
Handle	Troy - White
Knob	Rimo - White
Ignition	One Touch
Pan Support	S Type - Enamelled
Burner Caps	Enamel

Key Features

Mechanical Thermostat in oven
Electric Grill
Oven Lamp
Glass lid with bumpers
Closed Door Grilling
NONCE Only

TB66G.008

Product Family **60x60 Gas Cooker**

General Design

HOB ID	4G-40
	4 gas burners
Control Panel	Level Aesthetic
Product Color*	Inox Type - 1
Timer	-
Door Type	Full outer and inner glass door
Handle	Cylinder - Inox
Knob	Rimo - WH Inox
Ignition	One Touch
Pan Support	S Type - Enamelled
Burner Caps	Enamel

Key Features

Mechanical Thermostat in oven
Electric Grill
Oven Lamp
Glass lid with bumpers
Closed Door Grilling
NONCE Only



TB66G.009



Product Family **60x60 Gas Cooker**

General Design

HOB ID	4G-40
	4 gas burners
Control Panel	Level Aesthetic
Product Color*	Inox Type - 3
Timer	Digital full programmer
Door Type	Full outer and inner glass door
Handle	Bow - Inox
Knob	Linea Inox - Black
Ignition	One Touch
Pan Support	S Type - Cast Iron
Burner Caps	Cast Iron

Key Features

Mechanical Thermostat in oven
Electric Grill
Turnspit
Oven Lamp
Glass lid with profile
Closed Door Grilling
Flap Drawer
NONCE Only

TB56G.010

Product Family **50x60 Gas Cooker**

General Design

HOB ID	4G-40
	4 gas burners
Control Panel	Flat Aesthetic
Product Color*	White
Timer	Mechanical minute minder
Door Type	Full outer and inner glass door
Handle	Flat Quadrangle - White
Knob	Antero - White
Ignition	One touch
Pan Support	S Type - Enamel
Burner Caps	Enamel

Key Features

Gas safety in oven
Glass lid with bumper
Gas Grill
Turnspit



*Check color table for product color details

Line-up Single Ovens



TB56G.011

Product Family **50x60 Gas Cooker**

General Design

HOB ID 4G-40
4 gas burners

Control Panel Flat Aesthetic
Product Color* Inox Type-3
Door Type Full outer and inner glass door
Handle Vero - Inox
Knob Nord - Wh Inox
Ignition Button
Pan Support S Type - Matte Enamel
Burner Caps Matte Enamel

Key Features

Gas safety in oven
Glass lid with bumper
Gas Grill
90cm height

TB55G.012

Product Family **50x50 Gas Cooker**

General Design

HOB ID 4G-40
4 gas burners

Control Panel 3D Aesthetic
Product Color* White
Door Type 3D Metal
Handle Ellipse Arc - White
Knob Epsilon - White
Pan Support S Type - Enamel
Burner Caps Enamel

Key Features

Gas safety in oven
Metal lid
Flap drawer



*Check color table for product color details



TB55G.013

Product Family **50x50 Gas Cooker**

General Design

HOB ID 4G-40
4 gas burners

Control Panel Flat Aesthetic
Product Color* Silver
Door Type Full outer and inner glass door
Handle D profile arc - Silver
Knob Epsilon - WH Inox
Ignition Button
Pan Support S Type - Enamel
Burner Caps Enamel

Key Features

Gas safety in oven
Glass lid with bumper
Flap drawer

TB55G.014

Product Family **50x50 Gas Cooker**

General Design

HOB ID 3G1E-31
3 gas burners -
1X180mm hotplate

Control Panel Flat Aesthetic
Product Color* Black
Door Type Full outer and inner glass door
Handle Bow - Black
Knob Rimo - Black
Ignition Button
Pan Support S Type - Enamel
Burner Caps Enamel

Key Features

Gas safety in oven
Oven door thermostat
Metal lid



*Check color table for product color details

Line-up Single Ovens

TB55G.015



Product Family **50x50 Gas
Cooker**

General De- sign

HOB ID 4G-40
4 gas burners

Control Panel Flat Aesthetic
Product Color* Brown
Door Type Full outer and inner
glass door
Handle Ellipse arc - Black
Knob Gama - Black
Pan Support S Type - Enamel
Burner Caps Enamel

Key Features

Gas safety in oven
Metal lid

*Check color table for product color details

Double Ovens

50x60

60x60





- 1. Lid
- 2. Control Panel
- 3. Timer
- 4. Side Panel
- 5. Handle

- 6. Plinth
- 7. Shut-Off Valve
- 8. Pan Supports
- 9. Cooktop
- 10. Knobs

- 11. Ignition Button
- 12. Top Oven Door
- 13. Main Oven Door
- 14. Feet

Product Design
Knob Types



Antero



Trio



Epsilon



Gama



Nord



Haruna



Muria



Nevis



Linea Art



Linea Inox



Egon




Flat




Rustic


Product Design Handle Types



Bow



Cylinder




D Profile Arc



Ellipse Arc




V-Line



Verge




Flat Quadrangle




Flat Slice




Trio




Rustic




Vero




Troy




Slim Bar




Square Bar




Trim



Iris



Padus



Monda



Himera

Product Design
Aesthetics



Frame



Ledge



Product Design Aesthetics



Full Flat



4D



Check Timer Types for alternative controller locations.

Product Design

Door Types



Type_2 Large glass oven door (only for 50x60)
» Easy to Remove (only for top oven door)
» Removable Inner Glass



Type_6 Full glass oven door (only for 60x60)
» Easy to Remove (not available for side opening main oven door)
» Wide visible area

Product Design

Oven Door Opening Directions



Main Oven Door Opening Directions	50x60cm	60x60cm	60x60cm
	90cm	85cm	90cm
drop down	X	√	√
side opening	√	X	√

Product Design

Add-on Types



I type Add-on Laser Cut



Mono Stripe Add-on Laser Cut



U type add-on Laser Cut



Double U type add-on Laser Cut

Product Design
Details



Metal Lid



Glass Lid with Bumpers



Glass Lid with Metal Profile



Glass Lid Shut-Off Valve



Oven Lamp




Flame Failure Device for Gas Burners



Ignition for Gas Burners




Wok Burner



Rapid Solid Hotplate



Electric Grill



Fan with The Ring for Multifunction Ovens







Product Design Cavity Rack Types

Designed for ease of use

Vestel offers to various cavity racks according to consumer needs.
The usage of the cavity racks is smooth and easy.

Options



Enamel
Mold Runners



Wire Rack In
Enamel Cavity



Wire Rack In Catalytic
Enamel Cavity

Telescopic Shelf

Vestel telescopic rails go in and out smoothly. The shelves allow to remove hot trays or pans from the oven easily and practically.



Full Extension Telescopic Shelf

Thanks to full extension telescopic shelves, consumers can reach whole of tray or pan so they can check, turn and spice their food without having to put their hands in the oven.



Options



Single Telescopic Shelf



Double Telescopic Shelves



Full Extension Telescopic Shelf



Double Full Extension Telescopic Shelves




Slim Design for Vitroceramic Hobs



Arc Design for Vitroceramic Hobs



Slim Design for Induction Hobs



Dual Zone
for Vitroceramic Hobs



Oval Zone
for Vitroceramic Hobs



Hot Surface Indicator Light
for Vitroceramic Hobs



Hot Surface Indicators
for Vitroceramic Hobs

CONTROL PANELS



Touch Control Panel for Induction Cookers



Touch Control Panel for Knob Controlled Induction Cookers

Technologies

Steam Assisted Cooking

Steam assisted cooking is a natural, healthy way to preserve vitamins and nutrients in food. By steam assisted cooking the food is kept moist inside with flavors and it is crispy outside.

It allows a huge variety of different foods to be expertly cooked much more quickly than traditional cooking alone, such as fish, pizza, cakes providing restaurant quality results every time. It is particularly great for cooking meat. It also maintains the shine and makes it more succulent.

Bread can also be baked to a professional standard using steam assist. The moisture of the steam enables the dough to grow and develop during cooking, before the outer crust forms. This results in a lighter, more easily digestible dough with an excellent crust.



CONVENTIONAL COOKING



STEAM ASSISTED COOKING

Vestel offers Steam Base Function for steam assisted cooking in 60X60 Double Ovens.

Steam Base Function

Steam base function combines steam with traditional cooking functions utilizing the evaporation of the water inside the oven cavity.

- Pour water into the form on the oven cavity base.
- Select Steam Base function

Available for 60x60 Double Multifunctional Cookers.

Compatible Oven Controllers

No Timer

Mechanical Minute Minder/Timer

Digital Minute Minder/Timer



Product Design Details



Gas Grill



**Open Flame Burner
for Double Oven Cookers**



**Gas Burner Cover
for Double Oven Cookers**



Light Button



Ignition Button




Cooling Fan



Adjustable Feet



Wall Type Anti-Tip Bracket



Ground Type Anti-Tip Bracket



Chain Type Anti-Tip Bracket

Product Design
Timer Types

Full Flat Plus (50X60 60X60)



Digital Touch Full Programmer



Digital Touch Clock and Minute Minder



Mechanical Timer

Full Flat G (60X60)



Digital Touch Full Programmer



Digital Touch Clock and Minute Minder



Mechanical Timer

Product Design

Timer Types

FRAME (60 x 60)



Digital Touch Full Programmer



Digital Touch Clock and minute minder



Mechanical Timer

FRAME (50 x 60)



Digital Touch Full Programmer



Digital Touch Clock and minute minder



Mechanical Timer

LEDGE (60x60)



Digital Touch Full Programmer



Digital Touch Clock and minute minder



Mechanical Timer

LEDGE (50x60)



Digital Touch Full Programmer



Digital Touch Clock and minute minder



Mechanical Timer

Product Design

Timer Types

4 D - S (6 0 X 6 0)



Digital Touch Full Programmer



Digital Touch Clock and minute minder



Mechanical Timer

4 D - S (5 0 x 6 0)



Digital Touch Full Programmer



Digital Touch Clock and minute minder



Mechanical Timer

4 D - G (6 0 X 6 0)



Digital Touch Full Programmer



Digital Touch Clock and minute minder



Mechanical Timer

4 D - D (5 0 x 6 0)



Digital Touch Full Programmer



Digital Touch Clock and minute minder



Mechanical Timer

Product Design

Timer Types

Full Flat S (50X60 60X60)



Mechanical Timer



Without Timer

Product Design
Pan Support Types



Enamel Pan Supports



Mat Enamel Pan Supports



Cast Iron Pan Supports



Enamel Burner Cap



Enamel Flat Burner Cap




Mat Enamel Burner Cap



Cast Iron Burner Cap



Coffee Support



Cast Iron Coffee Support



Enamel Wok Adapter



Cast Iron Wok Adapter

Product Design

Pan Support Types



S Type Enamelled



V Type Enamelled



S Type Cast Iron

Accessories



Shallow Tray




Deep Tray



80 mm Deep Tray



Chromed Wire Grid for Deep and Shallow Tray



Chromed Wire Grid



Grill Pan Handle Set



Deep Tray Handle Set



Well Fry

Line-up Double Ovens

DO66I.001



Product Family **60 Double Electric Oven with Induction Cooktop - S3**

General Design

HOB ID 4I-63
2 X 160mm
2 X 210mm

Control Panel Frame Aesthetic
Product Color* Inox Type-3
Timer Digital touch full programmer

Door Type Full glass oven door
Handle Ellipse Arc - Inox
Knob Nord - Wh inox
Add-on I Type - Inox

Key Features

Knob control for induction cooktop
Mechanical thermostat in oven
Boost for induction zones
Cooling fan
90cm height

DO66I.002

Product Family **60x60 Double Electric Oven with Induction Cooktop - S3**

General Design

HOB ID 4I-63
2 X 160mm
2 X 210mm

Control Panel Full Flat Plus Aesthetic
Product Color* Inox Type-4
Timer Digital touch full programmer (for main oven)

Door Type Full glass oven door
Handle Troy - Inox
Knob Epsilon - Wh inox

Key Features

Touch control for induction cooktop
Mechanical thermostat in oven
Boost for induction zones
Cooling fan
90cm height



*Check color table for product color details

DO66I.003



Product Family **60x60 Double Electric Oven with Induction Cooktop - S3**

General Design

HOB ID 4I-63
2 X 160mm
2 X 210mm

Control Panel Ledge Aesthetic
Product Color* Black
Timer Digital touch full programmer
Door Type Full glass oven door
Handle Bow - Inox
Knob Linea Inox / Black

Key Features

Touch control for induction cooktop
Mechanical thermostat in oven
Boost for induction zones
Cooling fan
90cm height

DO56I.004

Product Family **50x60 Double Electric Oven with Induction Cooktop**

General Design

HOB ID 4I-64
4 X 160mm

Control Panel Frame Aesthetic
Product Color* Inox Type-14
Timer Digital touch full programmer (for main oven)
Door Type Large Glass Oven Door
Handle D Profile Arc - Silver
Knob Linea Inox - Wh inox

Key Features

Touch control for induction cooktop
Mechanical thermostat in oven
Boost for induction zones
Cooling fan
90cm height



*Check color table for product color details

Line-up Double Ovens

DO66V.001



Product Family	60x60 Double Electric Oven with Ceramic Cooktop - S3	Key Features
		Hot surface indicator
		Mechanical thermostat in oven
		90cm height
General Design		
HOB ID	4V-01	
	2 X 145mm	
	2 X 180mm	
Control Panel	Ledge Aesthetic	
Product Color*	Inox Type-4	
Timer	Digital Touch Full Programmer (for main oven)	
Door Type	Full glass oven door	
Handle	Flat Quadrangle - Inox/Wh inox	
Knob	Epsilon - Black	
Add-on	U Type - Inox	

DO66V.002

Product Family	60x60 Double Electric Oven with Ceramic Cooktop - S3	Key Features
		Hot surface indicator
		Mechanical thermostat in oven
		Cooling fan
		90cm height
General Design		
HOB ID	4V-01	
	2 X 145mm	
	2 X 180mm	
Control Panel	4D Aesthetic	
Product Color*	Inox Type-3	
Timer	Digital Touch Full Programmer (for main oven)	
Door Type	Full glass oven door	
Handle	Flat Quadrangle - Inox/Black	
Knob	Flat - Black	
Add-on	Mono Stripe - Inox	



*Check color table for product color details

DO56V.003



Product Family **50x60 Double Electric Oven with Ceramic Cooktop**

Key Features

Hot surface indicator
Mechanical thermostat in oven
90cm height

General Design

HOB ID 4V-01
2 X 145mm
2 X 180mm
Control Panel Full Flat Plus Aesthetic
Product Color* White
Timer Digital Touch Full Programmer (for main oven)
Door Type Large Glass Oven Door
Handle D profile arc - White
Knob Epsilon - White
Add-on I-Type - White Serigraphy

DO66E.001

Product Family **60x60 Double Electric Oven with Hotplate Cooktop - S3**

Key Features

Hot surface indicator
Mechanical thermostat in oven
Cooling fan
90cm height

General Design

HOB ID 4E-01
2 X 145mm solid hotplate
2 X 180mm solid hotplate
Control Panel Full Flat Plus Aesthetic
Product Color* White
Door Type Full glass oven door
Handle Flat Slice - White
Knob Epsilon - White
Add-on Mono Stripe - White Serigraphy



*Check color table for product color details

Line-up

Double Ovens



DO56E.002

Product Family	50x60 Double Electric Oven with Hotplate Cooktop
General Design	
HOB ID	4E-01 2 X 145mm solid hotplae 2 X 180mm solid hot-plate
Control Panel	Full Flat Aesthetic
Product Color*	Inox Type-14
Door Type	Large glass oven door
Handle	Square Bar - Inox/Black
Knob	Epsilon - Wh inox
Add-on	U-Type - Silver serigraphy

Key Features
Mechanical thermostat in oven
90cm height

DO66K.001

Product Family	60x60 Double Electric Oven with Gas Cooktop - S3
General Design	
HOB ID	4G-40 4 Gas Burners
Control Panel	4D Aesthetic
Product Color*	Black
Timer	Digital Touch Full Programmer (for main oven)
Door Type	Full glass oven door
Handle	Slim Bar - Inox
Knob	Haruna - Wh inox
Ignition	One touch
Pan Support	S Type - Enamel
Burner Caps	Enamel

Key Features
Mechanical thermostat in oven
Glass lid with bumpers
Shut-off valve
90cm height



*Check color table for product color details



DO66K.002

Product Family **60x60 Double Electric Oven with Gas Cooktop - S3**

General Design

HOB ID 4G-41
4 Gas Burners

Control Panel Full Flat Plus Aesthetic
Product Color* Inox Type-3
Timer Digital Full Programmer (for main oven)
Door Type Full glass oven door
Handle Monda - Inox/Black
Knob Flat - Wh inox
Ignition One touch
Pan Support S Type - Enamel
Burner Caps Enamel

Key Features

Mechanical thermostat in oven
Glass lid with metal profile
Wok burner
90cm height

DO66G.001

Product Family **60x60 Double Gas Oven - S3**

General Design

HOB ID 4G-40
4 Gas Burners
Control Panel Full Flat Aesthetic
Product Color* White
Timer -
Door Type Full glass oven door
Handle D Profile - White
Knob Trio - White
Add-on I Type - White serigraphy

Key Features

Mechanical thermostat in oven
90cm height



*Check color table for product color details

Line-up

Double Ovens



DO66G.002

Product Family	60x60 Double Gas Oven - S3
General Design	
HOB ID	4G-41 4 Gas Burners
Control Panel	Full Flat Aesthetic
Product Color*	Black
Timer	-
Door Type	Full glass oven door
Handle	Vero
Knob	Nord - Black
Ignition	-
Pan Support	S Type - Enamel
Burner Caps	Enamel

Key Features
 Mechanical thermostat in oven
 Wok burner
 90cm height

DO56G.003

Product Family	50x60 Double Gas Oven
General Design	
HOB ID	4G-40 4 Gas Burners
Control Panel	Full Flat Aesthetic
Product Color*	White
Door Type	Large glass oven door
Handle	Bow - White
Knob	Linea Inox - White
Ignition	-
Pan Support	S Type - Enamel
Burner Caps	Enamel
Add-on	Mono Stripe - White serigraphy

Key Features
 Mechanical thermostat in oven
 90cm height
 Oven Light



*Check color table for product color details

Wide Range

90x60





1. Lid

2. Timer

3. Ignition Button

4. Side Panel

5. Oven Door

6. Drawer

7. Pan Supports

8. Cooktop

9. Control Panel

10. Knobs

11. Handles

12. Bottle Compartment Door

13. Adjustable Feet

Product Design
Knob and Handle Types



Spectrum



Gama Ring




Nord Ring




Vesta



Rustic




Bow



Trio




Cylinder




Vero




Flat Quadrangle



Troy



Trim



Square Bar



Rustic

Product Design Aesthetics

STANDARD FLAT LOOK



STANDARD 3D LOOK



PROFESSIONAL LOOK



Product Design
Door Types & Add-on Types



Type 8



Type 8 Bottle Compartment



Type 9



Type 9 Bottle Compartment



U Type



I Type



Mono Stripe

Product Design

Timer Types



Digital Touch Full Programmer



Digital Touch Clock And Minute Minder




Mechanical Timer



Mehcanical Minute Minder





Product Design

Cavity Rack Types

Designed for ease of use

Vestel offers to various cavity racks according to consumer needs.
The usage of the cavity racks is smooth and easy.

Options



Enamel
Mold Runners



Wire Rack In
Enamel Cavity




Wire Rack In Catalytic
Enamel Cavity

LIGHTING



Electric Cooker Lamps



Gas Cooker Lamps

FAN OPTIONS



Electric Multi-Function Oven Cavity Double Fan Assisted



Electric Oven Cavity Single Fan Assisted



Electric Standard Oven Cavity Static



Fan-Assisted Gas Oven Cavity

Product Design

Bottle Compartment



Standard Compartment Door



Full Compartment Door



Inox Bottle Compartment Door



Standard Bottom Cover



Tube Opening Cover



Tube Holder Wire

Product Design
Details



Glass Lid with Metal Profile



Glass Lid with Bumpers



Splashback



Splashback for Professional Aesthetics



Flap Drawer



Cooling Fan




Kickplate



Adjustable Feet

Product Design Vitreoceramic and Induction Hob Details



Dual Zone
for Vitreoceramic Hobs



Oval Zone
for Vitreoceramic Hobs



Hot Surface Indicator Light
for Vitreoceramic Hobs



Slim Design for Vitreoceramic Hobs



Arc Design for Vitreoceramic Hobs



Slim Design for Induction Hobs

Control Types



Knob Control
for vitroceramic and induction hobs



Touch Control Panel – Single On/Off
for induction hobs

INDUCTION ZONES



160mm Single Zone
1400W/Boost 1800W
1300W for Series 2e



210mm Single Zone
2100W/Boost 2500W
1500W/Boost 1700W for Series 2e



290mm Single Zone
2800W/Boost 3500W

INDUCTION HOB FEATURES



Pot Detection

If unsuitable pan or no pan is placed on the cooking zone, pot symbol flashes and the cooking zone will switch off automatically after 2 minutes.



Safety Function

Thermal cut off system
Safe usage with pan detector
The glass surface is not directly heated, thanks to the induction technology.



Hot Surface Indicator

H symbol is displayed on the display of each zone after cooking



Key Lock

Key lock function is for to block and to set the appliance in a safe mode during operation and cleaning.



Auto Off

The hob will shut off automatically if left idle for a long time. (1.5 to 6 hours depending on the power level)



Speed Heating

Speed heating with PowerBoost.



Pause Function

Will pause all the cooking in all zones and restart it from the same power levels when pressing again.
Keeps the paused zones warm.



Timer

Cooking duration control with timer



Child Lock

Safe usage with Child Lock



Power Management

Thanks to the power management function, the user can set the maximum power of the hob if needed. (13A, 15A, 16A, 32A)

Product Design

Gas Hob Details



Enamel Pan Supports



Mat Enamel Pan Supports



Cast Iron Pan Supports



Rapid Solid Hotplate



Wok Burner



Flame Failure Device for Gas Burners



Ignition for Gas Burners



Enamel Burner Cap



Enamel Flat Burner Cap




Mat Enamel Burner Cap



Cast Iron Burner Cap



Coffee Support



Cast Iron Coffee Support



Enamel Wok Adapter



Cast Iron Wok Adapter



Product Design

Pan Support Types



Enameled S Type



Enameled E Type



Cast Iron S Type

Accessories




Baking (Shallow Tray)




Roasting (Deep) Tray



Deep Tray Grid



Chromed Wire Grid



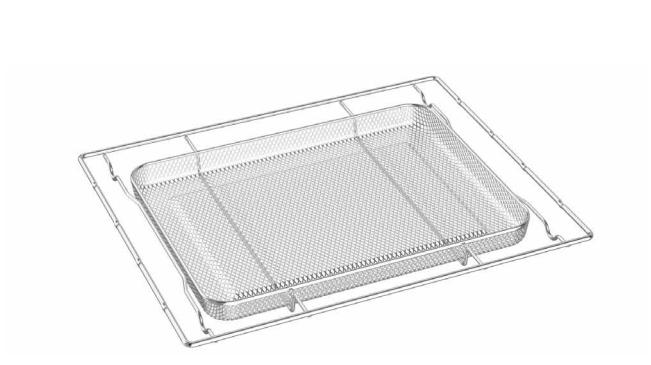
Turnspit Set



Small Tray



Grill Pan Handle Set



Well Fry

Line-up

Wide Range



TB96I.001

Product Family	90x60 Electric Cooker with Induction Hob - Professional	Key Features
General Design		Knob control for induction cooktop
HOB ID	5I-59	Boost for induction zones
	2 X 160mm	Power management
	2 X 200mm 1x250mm	Mechanical
Control Panel	Professional Aesthetic	Thermostat in oven
Product Color*	Inox Type-3	Splashback
Timer	Digital touch full programmer	Flap drawer
Door Type	Full outer and inner glass door	
Handle	Vero - Inox	
Knob	Spectrum - Black	
Add-on	Mono stripe - Inox	

TB96I.002

Product Family	90x60 Electric Cooker with Induction Hob - Standard	Key Features
General Design		Knob control for induction cooktop
HOB ID	5I-59	Boost for induction zones
	2 X 160mm	Power management
	2 X 200mm 1x250mm	Mechanical
Control Panel	Flat Aesthetic	Thermostat in oven
Product Color*	Inox Type-3	Splashback
Door Type	Full outer and inner glass door	Flap drawer
Handle	Troy - Inox	
Knob	Gama - Wh inox	



*Check color table for product color details



TB96I.003

Product Family **90x60 Electric Cooker with Induction Hob - Standard**

General Design

HOB ID	5I-60 2 X 160mm 2 X 200mm 1x250mm
Control Panel	Flat Aesthetic
Product Color*	Inox Type-3
Timer	Digital touch full programmer
Door Type	Full outer and inner glass door
Handle	Trio - Inox/Wh inox
Knob	Vesta- Wh inox
Add-on	U Type - Inox

Key Features

Touch control for induction cooktop
Boost for induction zones
Mechanical
Thermostat in oven
Splashback

TB96C.001

Product Family **90x60 Electric Cooker with Ceramic Hob - Professional**

General Design

HOB ID	5V-36 2x145mm, 1x180mm 1X210mm Dual, 1x145mm Oval
Control Panel	Professional Aesthetic
Product Color*	Inox Type-26
Timer	Digital touch full programmer
Door Type	Full outer and inner glass door
Handle	Flat Quadrangle - Inox/Black
Knob	Spectrum - Wh inox

Key Features

Mechanical
Thermostat in oven
Splashback
Flap Drawer



*Check color table for product color details

Line-up

Wide Range



TB96C.002

Product Family **90x60 Electric Cooker with Ceramic Hob - Standard**

Key Features

Mechanical
Thermostat in Ovens
Splashback
Flap Drawer

General Design

HOB ID 5V-34
2X145mm, 2X180mm,
1X210mm

Control Panel FlatAesthetic

Product Color* Inox Type-3

Timer Digital touch full
programmer

Door Type Full outer and inner
glass door

Handle Trio - Inox/Black

Knob Gama - Wh inox

TB96C.003

Product Family **90x60 Electric Cooker with Ceramic Hob - Standard**

General Design

HOB ID 5V-34
2x145mm, 2x180mm,
1X210mm

Control Panel 3D Aesthetic

Product Color* White

Timer Mechanical Timer

Door Type Full outer and inner
glass door

Handle Cylinder - White

Knob Nord - White

Key Features

Mechanical
Thermostat in oven
Flap Drawer
NONCE Only



*Check color table for product color details



TB96K.001

Product Family **90x60 Electric Oven with Gas Cooktop - Standard**

General Design

HOB ID	4G2E-53
	4 Gas Burners, 2 Hotplate
	1x145mm 1x180mm
Control Panel	Flat Aesthetic
Product Color*	Black
Timer	Mechanical Timer
Door Type	Full outer and inner glass door
Handle	Vero - Silver
Knob	Gama Ring - Black
Ignition	One touch
Pan Support	S Type - Enamel
Burner Caps	Enamel

Key Features

Mechanical
Thermostat in oven
Glass lid with
bumpers
Serigraphy on knob
ring
Flap Drawer

TB96K.002

Product Family **90x60 Electric Oven with Gas Cooktop - Standard**

General Design

HOB ID	4G2E-53
	4 Gas Burners, 2 Hotplate
	1x145mm 1x180mm
Control Panel	Flat Aesthetic
Product Color*	Inox Type-3
Timer	Mechanical Timer
Door Type	Full outer and inner glass door
Handle	Bow - Inox
Knob	Vesta - Wh inox
Ignition	One touch
Pan Support	S Type - Cast Iron
Burner Caps	Cast Iron
Add-on	U Type - Inox

Key Features

Mechanical
Thermostat in oven
Glass lid with profile
Flap Drawer



*Check color table for product color details

Line-up

Wide Range



TB96K.003

Product Family	90x60 Electric Oven with Gas Cooktop - Professional	Key Features
		Mechanical
		Thermostat in oven
		Spalshback
		Wok burner
		Flap Drawer
General De-sign		
HOB ID	5G-51	
	5 Gas Burners	
Control Panel	Professional Aesthetic	
Product Color*	Retro Cream Type-22	
Timer	Mechanical Timer	
Door Type	Full outer and inner glass door	
Handle	Rustic - Chrome	
Knob	Rustic - Chrome/black	
Ignition	One touch	
Pan Support	S Type - Cast Iron	
Burner Caps	Cast Iron	
Add-on	Rustic Metal Art	

TB96K.004

Product Family	90x60 Electric Oven with Gas Cooktop - Standard	Key Features
		Mechanical
		Thermostat in oven
		Spalshback
General De-sign		
HOB ID	5G-50	
	5 Gas Burners	
Control Panel	Flat Aesthetic	
Product Color*	Claret Red	
Timer	Digital touch full programmer	
Door Type	Full outer and inner glass door	
Handle	Vero - Inox	
Knob	Gama - WH Inox	
Ignition	One touch	
Pan Support	S Type - Enamel	
Burner Caps	Enamel	
Add-on	I Type - Claret red	



*Check color table for product color details



TB96K.005

Product Family **90x60 Electric Oven with Gas Cooktop - Professional**

General Design

HOB ID 5G-51
5 Gas Burners

Key Features

Mechanical
Thermostat in oven
Wok Burber
Splashback
NONCE Only

Control Panel Professional Aesthetic
Product Color* Full Inox
Timer Digital touch full programmer
Door Type Full outer and inner glass door
Handle Vero - Inox
Knob Gama - Wh inox
Ignition One touch
Pan Support S Type - Cast Iron
Burner Caps Cast Iron
Add-on Mono Stripe - Inox

TB96K.006

Product Family **90x60 Electric Oven with Gas Cooktop - Standard**

General Design

HOB ID 4G2E-53
4 Gas Burners, 2
Hotplate
1x145mm 1x180mm

Control Panel Flat Aesthetic
Product Color* Type-22 Retro Cream
Timer Mechanical Timer
Door Type Full outer and inner glass door
Handle Rustic - Chrome
Knob Rustic - Chrome/Black
Ignition One touch
Pan Support S Type - Cast Iron
Burner Caps Cast Iron

Key Features

Mechanical
Thermostat in oven
Spalshback



*Check color table for product color details

Line-up Wide Range



TB96K.007

Product Family **90x60 Dual Fuel Cooker**

General Design

HOB ID 5G-51
5 Gas Burners

Control Panel 3D Aesthetic
Product Color* Inox Type-3
Timer Mechanical Timer
Door Type Full outer and inner glass door
Handle Cylinder - Inox
Knob Nord - Wh inox
Ignition -
Pan Support S Type - Matte enamel
Burner Caps Matte enamel
Add-on -

Key Features

Mechanical
Thermostat in oven
Glass lid with metal profile
Flap Drawer

TB96K.008

Product Family **90x60 Electric Oven with Gas Cooktop - Standard**

General Design

HOB ID 5G-51
5 Gas Burners

Control Panel Flat Aesthetic
Product Color* Black
Timer Digital touch full programmer
Door Type Full outer and inner glass door
Handle Trio - Inox/Wh inox
Knob Nord - Wh inox
Ignition One Touch
Pan Support S Type - Cast Iron
Burner Caps Cast Iron

Key Features

Mechanical
Thermostat in oven
Wok Burner
Splashback
Flap Drawer
NONCE Only



*Check color table for product color details



TB96K.009

Product Family **90x60 Electric Oven with Gas Cooktop - Standard**

General Design

HOB ID	4G2E-53 4 Gas Burners, 2 Hotplate 1x145mm 1x180mm
Control Panel	Flat Aesthetic
Product Color*	Inox Type 3
Timer	Mechanical Minute Minder
Door Type	Full outer and inner glass door
Handle	Trio - White/Black
Knob	Spectrum - Black
Ignition	One Touch
Pan Support	S Type - cast Iron
Burner Caps	Cast Iron

Key Features

Mechanical
Thermostat in oven
Glass lid with profile
NONCE Only

TB96K.010

Product Family **90x60 Electric Oven with Gas Cooktop-Bottle Compartment**

General Design

HOB ID	4G2E-53 4 Gas Burners, 2 Hotplate 1x145mm 1x180mm
Control Panel	Flat Aesthetic
Product Color*	White
Timer	Mechanical timer
Door Type	Full outer glass and inner metal door
Handle	Bow - White
Knob	Nord - White
Ignition	Button
Pan Support	S Type - Enamel
Burner Caps	Enamel

Key Features

Mechanical
Thermostat in oven
Glass lid with
bumpers
Full door bottle
compartment
Flap drawer



*Check color table for product color details

Line-up

Wide Range



TB96G.001

Product Family **90x60 Electric Oven with Gas Cooktop - Standard**

General Design

HOB ID 5G-51
5 Gas Burners

Key Features

Mechanical
Thermostat in oven
Glass lid with
bumpers
Wok Burner
NONCE Only

Control Panel Flat Aesthetic
Product Color* White
Timer Digital touch clock and
minute minder
Door Type Full outer and inner
glass door
Handle Cylinder - White
Knob Nord - White
Ignition One touch
Pan Support S Type - Enamel
Burner Caps Enamel

TB96G.002

Product Family **90x60 Gas Cooker - Standard Design**

General Design

HOB ID 5G-51
5 Gas Burners

Key Features

Gas safety in oven
Gas Grill (separate
control)
Wok Burner
Splashback

Control Panel Flat Aesthetic
Product Color* Inox Type-24
Timer Mechanical minute
minder
Door Type Full outer and inner
glass door
Handle Flat Quadrangle -
Inox/Wh inox
Knob Vesta - Wh inox
Ignition One touch
Pan Support S Type - Enamel
Burner Caps Enamel



*Check color table for product color details

TB96G.003



Product Family **90x60 Gas Cooker - Professional Design**

General Design

HOB ID 5G-50
5 Gas Burners

Control Panel Professional Aesthetic
Product Color* Full Inox
Timer Mechanical minute minder

Door Type Full outer and inner glass door

Handle Trio - Inox/Black

Knob Gama - Wh inox

Ignition One touch

Pan Support S Type - Cast Iron

Burner Caps Cast Iron

Key Features

Gas safety in oven
Gas Grill (separate control)
Oven Lamp
Splashback
Flap drawer
NONCE Only

TB96G.004

Product Family **90x60 Gas Cooker - Standard Design**

General Design

HOB ID 5G-51
5 Gas Burners

Control Panel Professional Aesthetic
Product Color* Full Inox
Timer Digital touch clock and minute minder

Door Type Full outer and inner glass door

Handle Troy - Inox/Black

Knob Gama - WH Inox

Ignition One Touch

Pan Support S Type - Cast Iron

Burner Caps Cast Iron

Add-on Mono Stripe- Inox

Key Features

Gas safety in oven
Thermostat in Oven
Gas Grill (separate control)
Oven Lamp
Turnspit
Splashback
Full door bottle compartment
Closed Door Grilling
Flap Drawer
NONCE Only



*Check color table for product color details

Line-up

Wide Range



TB96G.005

Product Family	90x60 Gas Cooker - Standard Design	Key Features
General Design		Gas safety in oven
HOB ID	5G-51	Electric Grill
	5 Gas Burners	Oven Lamp
		Turnspit
		Splashback
		Flap drawer
Control Panel	Flat Aesthetic	
Product Color*	Inox Type-3	
Door Type	Full outer and inner glass door	
Handle	Trio - Inox/Wh inox	
Knob	Vesta - Wh inox	
Ignition	One touch	
Pan Support	S Type - Cast Iron	
Burner Caps	Cast Iron	
Add-on	U Type - Inox	

TB96G.006

Product Family	90x60 Gas Cooker - Standard Design	Key Features
General Design		Gas safety in oven
HOB ID	5G-50	Glass lid with bumpers
	5 Gas Burners	NONCE Only
Control Panel	Flat Aesthetic	
Product Color*	White	
Door Type	Full outer and inner glass door	
Handle	Troy - White	
Knob	Gama - White	
Pan Support	S Type - Enamel	
Burner Caps	Enamel	



*Check color table for product color details



TB96G.007

Product Family **90x60 Gas Cooker - Standard Design**

General Design

HOB ID	5G-51 5 Gas Burners
Control Panel	Flat Aesthetic
Product Color*	Inox Type-3
Timer	Digital touch clock and minute minder
Door Type	Full outer and inner glass door
Handle	Trio - Inox/Wh inox
Knob	Gama - Wh inox
Ignition	Button
Pan Support	S Type - Cast Iron
Burner Caps	Matte Enamel

Key Features

Gas safety in oven
Gas Grill (single knob control)
Oven Lamp
Splashback
Flap drawer

TB96G.008

Product Family **90x60 Gas Cooker - Standard Design**

General Design

HOB ID	5G-51 5 Gas Burners
Control Panel	Flat Aesthetic
Product Color*	White
Timer	Mechanical minute minder
Door Type	Full outer and inner glass door
Handle	Trio - White/Black
Knob	Nord - White
Ignition	Button
Pan Support	S Type - Enamel
Burner Caps	Enamel

Key Features

Gas safety in oven
Gas Grill (single knob control)
Glass lid with profile
Oven lamp
Turnspit
Wok Burner
NONCE Only



*Check color table for product color details

Line-up Wide Range



TB96G.009

Product Family **90x60 Gas Cooker - Standard Design**

General Design

HOB ID	5G-51
	5 Gas Burners
Control Panel	Flat Aesthetic
Product Color*	Inox Type 14
Timer	Mechanical Minute Minder
Door Type	Full outer and inner metal door
Handle	Trio - Silver/Black
Knob	Nord - Black
Ignition	One Touch
Pan Support	S Type - Cast Iron
Burner Caps	Cast Iron

Key Features

Gas safety in oven
Thermostat in Oven
Electric Grill
Oven Lamp
Turnspit
Glass lid with bumpers
Full door bottle compartment
Closed Door Grilling
NONCE Only

TB96G.010

Product Family **90x60 Gas Cooker - Standard Design**

General Design

HOB ID	5G-51
	5 Gas Burners
Control Panel	Flat Aesthetic
Product Color*	Inox Type 3
Timer	Mechanical Minute Minder
Door Type	Full outer and inner metal door
Handle	Trio - Silver/Black
Knob	Nord - WH Inox
Ignition	Button
Pan Support	S Type - Cast Iron
Burner Caps	Cast Iron

Key Features

Gas safety in oven
Gas Grill (separate control)
Oven Lamp
Glass lid with bumpers
Closed Door Grilling
NONCE Only





TB96G.011

Product Family **90x60 Gas Cooker - Standard Design**

General Design

HOB ID	5G-51
	5 Gas Burners
Control Panel	Flat Aesthetic
Product Color*	Inox Type 1
Timer	Mechanical Minute Minder
Door Type	Full outer and inner metal door
Handle	Bow - Inox/Black
Knob	Vesta - WH Inox
Ignition	One Touch
Pan Support	S Type - Matte Enamel
Burner Caps	Cast Iron

Key Features

Gas safety in oven
Gas Grill (separate control)
Oven Lamp
Glass lid with bumpers
Closed Door Grilling
NONCE Only

TB96G.012

Product Family **90x60 Gas Cooker with Bottle Compartment**

General Design

HOB ID	5G-51
	5 Gas Burners
Control Panel	Flat Aesthetic
Product Color*	Black
Timer	Mechanical Minute Minder
Door Type	Full outer and inner metal door
Handle	Trio - Silver/Black
Knob	Nord - Black
Ignition	One Touch
Pan Support	S Type - Cast Iron
Burner Caps	Cast Iron

Key Features

Gas safety in oven
Glass lid with bumpers
Full door bottle compartment
Closed Door Grilling
NONCE Only



Line-up

Wide Range



TB96G.013

Product Family	90x60 Gas Cooker with Bottle Compartment	Key Features
		Gas safety in oven
		Thermostat in Oven
		Electric Grill
		Oven Lamp
		Glass lid with bumpers
		Full door bottle compartment
		Closed Door Grilling
		NONCE Only
General Design		
HOB ID	5G-51	
	5 Gas Burners	
Control Panel	Flat Aesthetic	
Product Color*	Inox Type - 24	
Timer	Mechanical Minute Minder	
Door Type	Full outer and inner metal door	
Handle	Trio - Silver/Black	
Knob	Nord - Black	
Ignition	One Touch	
Pan Support	S Type - Cast Iron	
Burner Caps	Cast Iron	

TB96G.014

Product Family	90x60 Gas Cooker with Bottle Compartment	Key Features
		Gas safety in oven
		Gas Grill (single knob control)
		Glass lid with profile
		Oven lamp
		Half door bottle compartment
		Wok Burner
		Flap drawer
General Design		
HOB ID	5G-51	
	5 Gas Burners	
Control Panel	Flat Aesthetic	
Product Color*	Black	
Door Type	Full outer glass and inner metal door	
Handle	Trio - Black/Black	
Knob	Gama Ring - Black	
Pan Support	S Type - Matte Enamel	
Burner Caps	Matte Enamel	



*Check color table for product color details



TB96G.015

Product Family **90x60 Gas Cooker with Bottle Compartment**

General Design

HOB ID 5G-51
5 Gas Burners

Control Panel Flat Aesthetic
Product Color* Inox type-3
Door Type Full outer glass and inner metal door

Handle Cylinder - Inox
Knob Vesta - Wh inox
Pan Support S Type - Enamel
Burner Caps Enamel

Key Features

Gas safety in oven
Gas Grill (single knob control)
Glass lid with bumpers
Full door bottle compartment
Wok Burner

TB96G.016

Product Family **90x60 Gas Cooker with Bottle Compartment**

General Design

HOB ID 5G-51
5 Gas Burners

Control Panel Flat Aesthetic
Product Color* Inox type-3
Door Type Full outer and inner glass door

Handle Trio - Inox/Black
Knob Gama - Wh inox
Pan Support S Type - Cast Iron
Burner Caps Cast Iron
Burner Caps Add-on

Key Features

Gas safety in oven
Gas Grill (single knob control)
Glass lid with profile
Oven lamp
Half door bottle compartment
Wok Burner
Flap drawer



*Check color table for product color details

Line-up Wide Range



TB96G.017

Product Family **90x60 Gas Cooker with Bottle Compartment**

General Design

HOB ID 5G-51
5 Gas Burners

Control Panel Flat Aesthetic
Product Color* White
Timer Mechanical Minute Minder

Door Type Full outer and inner glass door

Handle Bow - White
Knob Nord - White

Ignition One touch
Pan Support S Type - Enamel
Burner Caps Enamel

Key Features

Gas safety in oven
Gas Grill (single knob control)
Glass lid with profile
Full door bottle compartment
Wok Burner
Flap drawer

TB96G.018

Product Family **90x60 Gas Cooker with Bottle Compartment**

General Design

HOB ID 5G-50
5 Gas Burners

Control Panel Flat Aesthetic
Product Color* Brown
Door Type Full outer and inner glass door

Handle Bow - Black
Knob Nord - Black

Ignition One touch
Pan Support S Type - Enamel
Burner Caps Enamel

Key Features

Gas safety in oven
Glass lid with profile
Full door bottle compartment



*Check color table for product color details



Range Cooker

100x60





- 1. Control Panel
- 2. First Cavity
- 3. Second Cavity
- 4. Third Cavity
- 5. Storage Chamber

- 6. Cooktop
- 7. Timer
- 8. Splashback
- 9. Plinth
- 10. Pan Support

Product Design Details



- 1. First cavity for only grilling (bottom heater is not available)**
 - a. Dual or Single variable grill
 - b. Opened door grilling function
 - c. Oven Lamp (Optional)
 - d. Cavity Volume ranges between 31l and 32l
- 2. Second cavity can be defined multifunction, conventional or fanned.**
 - a. Oven Lamp
 - b. Cavity Volume ranges between 50l and 58l
- 3. Third cavity can be defined conventional, fanned or one multifunction.** (Defrost / Turbo / Grill / Grill+Fan)
 - a. Single knob control
 - b. Oven Lamp
 - c. Cavity Volume ranges between 50l and 58l
- 4. Storage Chamber**
 - a. Warming drawer (Optional)

Oven Cavity Details



Oven Lamp



Enamel Mold Runners



Electric Grill



Wire Rack in Enamel Cavity



Fan with The Ring for Multifunction Ovens



Wire Rack in Catalytic Enamel Cavity

Product Design Details

Gas Burners



Auxiliary Burner 1000W
SemiRapidBurner 1750W
Rapid Burner 3000W



Double Crown Compact Wok Burner (4000W)

Burner Caps



Enamel 3D Burner Cap Default



Cast Iron 3D Burner Cap Optional



Enamel Flat Burner Cap Optional



Cast Iron Flat Burner Cap Optional

Pan Support Adapters



Enamel Wok Adapter



Cast Iron Wok Adapter



Cast Iron Wok Adapter
for High Efficiency Wok Burner



Enamel Coffee Support
for Enamel Pan Supports



Matte Enamel Coffee Support
for Cast Iron Pan Supports

Product Design
Timer Types



Digital Touch Programmer (Only second cavity)



Digital Touch Clock and Minute Minder

Product Design

Oven Door



Easy removable
glass



Easy to remove
glass

Product Design
Add-on Types



I-Type 1



I-Type 2



Mono Stripe

Product Design

Knob Types



Antero Ring



Trio Ring



Epsilon



Gama Ring



Nord Ring



Haruna



Muria



Nevis



Linea Art Ring



Linea Inox Ring



Egon



Flat Ring




Rustic




Iraya


Product Design Handle Types



Bow




Cylinder




D Profile Arc



Ellipse Arc




V-Line




Verge




Flat Quadrangle




Flat Slice




Trio




Square Bar



Vero



Troy



Trim

General Details



Adjustable Feet



Storage Chamber



Splash Back



Chain Type Anti-Tip Bracket

Accessories



Deep Tray



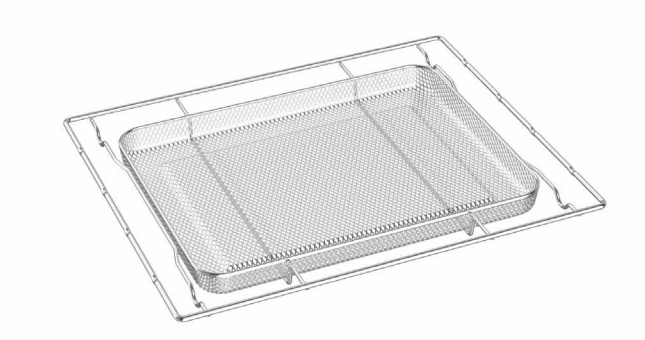
Shallow Tray



Chromed Wire Grid



Chromed Wire Grid for Deep Tray



Well Fry



Grill Pan Handle Set

Line-up

Range Cooker

RN10K.001



Product Family	100x60 Range Cooker	Key Features
General De-sign		Mechanical Thermostat in oven
HOB ID	7G-71	Storage chamber
	7 Gas Burners	
Control Panel	Flat Aesthetic	
Product Color*	Inox Type-3	
Timer	Extended Touch Clock and Minute Minder	
Door Type	Full outer and inner glass door	
Handle	Vero - Inox	
Knob	Nord - Wh inox	
Ignition	One touch	
Pan Support	S Type - Cast iron	
Burner Caps	Cast iron	
Add-on	I type - Inox	

RN10K.002

Product Family	100x60 Range Cooker	Key Features
General De-sign		Mechanical Thermostat in oven
HOB ID	7G-71	Storage chamber
	7 Gas Burners	
Control Panel	Flat Aesthetic	
Product Color*	Black	
Door Type	Full outer and inner glass door	
Handle	D Profile - Black	
Knob	Antero - Black	
Ignition	One touch	
Pan Support	S Type - Enamel	
Burner Caps	Enamel	



RN10K.003



Product Family **100x60 Range Cooker**

General Design

HOB ID 7G-71
7 Gas Burners

Control Panel Flat Aesthetic
Product Color* Black
Timer Extended Touch Full Programmer
Door Type Full outer and inner glass door
Handle Vero - Inox
Knob Linea Inox - Wh inox
Ignition One touch
Pan Support S Type - Cast iron
Burner Caps Cast iron
Add-on O type cream sergraphy

Key Features

Mechanical Thermostat in oven
Storage chamber

RN10K.004

Product Family **100x60 Range Cooker**

General Design

HOB ID 7G-71
7 Gas Burners

Control Panel Flat Aesthetic
Product Color* White
Door Type Full outer and inner glass door
Handle Ellipse Arc - White
Knob Trio Ring - White
Ignition One touch
Pan Support S Type - Enamel
Burner Caps Enamel
Add-on O type white sergraphy

Key Features

Mechanical Thermostat in oven
Storage chamber





FREESTANDING COOKERS SPECIFICATION SHEET		Gas Cooker					Electric Cooker with Solid Hotplates		
		90x60	90x60 BC	60x60	50x60	50x50	60x60	50x60	50x50
Available Colours									
White		Default	Default	Default	Default	Default	Default	Default	Default
Brown		Optional	Optional	Optional	Optional	Optional	Optional	Optional	Optional
Black		Optional	Optional	Optional	Optional	Optional	Optional	Optional	Optional
Claret Red		Optional	Optional	-	-	-	-	-	-
Silver		Optional	Optional	Optional	Optional	Optional	Optional	Optional	Optional
Inox painted		Optional	Optional	Optional	Optional	Optional	Optional	Optional	Optional
Retro cream		Optional	Optional	Optional	Optional	Optional	Optional	Optional	Optional
Stainless Steel		Optional	Optional	Optional	Optional	Optional	Optional	Optional	Optional
Nominal Dimensions									
Height (Adjustable Feet max. +3 cm)	cm	85/90	85/90	85/90	85/90	85/90	85/90	85/90	85/90
Width	cm	90	90	60	50	50	60	50	50
Depth	cm	60	60	60	60	50	60	60	50
Hob Features									
Hob		Enamel	Enamel	Enamel	Enamel	Enamel	Enamel	Enamel	Enamel
Gas-Hotplate Hob Configuration		Optional	Optional	Optional	-	-	-	-	-
Rapid Gas Burner Ø10cm ⁴	W	2900	2900	3000	3000	3000	-	-	-
Semi-rapid Gas Burner Ø7.5cm ⁴	W	1650	1650	1750	1750	1750	-	-	-
Auxiliary Gas Burner Ø5.5cm ⁴	W	900	900	1000	1000	1000	-	-	-
Wok (Triple Flame) Gas Burner Ø14cm ⁴	W	3600	3600	3800	-	-	-	-	-
Fish Burner ⁴	W	2800	2800	-	-	-	-	-	-
Ø 80 mm Hotplate	W	-	-	-	-	-	450	450	-
Ø 145 mm Hotplate	W	1000	1000	1000	1000	1000	1000	1000	1000
Ø 180 mm Hotplate	W	1500	1500	1500	1500	-	1500	1500	1500
Ø 220 mm Hotplate	W	-	-	-	-	-	2000	2000	-
Ø 145 mm Rapid Hotplate	W	1500	1500	1500	1500	1500	1500	1500	1500
Ø 180 mm Rapid Hotplate	W	2000	2000	2000	2000	-	2000	2000	2000
Ø145 mm Radiant Element	W	-	-	-	-	-	-	-	-
Ø180 mm Radiant Element	W	-	-	-	-	-	-	-	-
Ø210 mm Radiant Element	W	-	-	-	-	-	-	-	-
Ø145 mm Highlite Element	W	-	-	-	-	-	-	-	-
Ø180 mm Highlite Element	W	-	-	-	-	-	-	-	-
Ø210 mm Highlite Element	W	-	-	-	-	-	-	-	-
Ø180 mm Dual Highlite Element	W	-	-	-	-	-	-	-	-
Oval Highlite Element	W	-	-	-	-	-	-	-	-
Ø210 mm Dual Highlite Element	W	-	-	-	-	-	-	-	-
Ø160 mm Induction Hob (Boost)	W	-	-	-	-	-	-	-	-
Ø200 mm Induction Hob (Boost)	W	-	-	-	-	-	-	-	-
Ø250 mm Induction Hob (Boost)	W	-	-	-	-	-	-	-	-
Touch Control		-	-	-	-	-	-	-	-
Knob Control		-	-	-	-	-	-	-	-
Slider Touch Control		-	-	-	-	-	-	-	-
Hob Timer (Touch Control/Knob Control)		-	-	-	-	-	-	-	-
Hot Surface Indicator Light		-	-	-	-	-	-	-	-
Hotplate Operation Indicator Light		-	-	-	-	-	Default	Default	Default
Thermostat Operation Indicator Light		-	-	-	-	-	Default	Default	Default
Metal Lid		-	-	Default	Default	Default	Optional	Optional	Optional
Glass Lid		Optional	Optional	Optional	Optional	Optional	Optional	Optional	Optional
Splashback		Optional	Optional	-	-	-	-	-	-
Burner Safety Valves		Optional	Optional	Optional	Optional	Optional	-	-	-
Button Ignition		Optional	Optional	Optional	Optional	Optional	-	-	-
One-touch-Ignition through knobs		Optional	Optional	Optional	Optional	Optional	-	-	-
Enamel Pan Supports		Default	Default	Default	Default	Default	-	-	-
Cast Iron Pan Supports		Optional	Optional	Optional	Optional	-	-	-	-
Cast Iron Burner Caps		Optional	Optional	Optional	Optional	Optional	-	-	-
Coffee Adaptor		Optional	Optional	Optional	Optional	Optional	-	-	-
Wok Adaptor		Optional	Optional	Optional	-	-	-	-	-
Vitroc ceramic Glass Cleaning Spatula		-	-	-	-	-	-	-	-
Gas Conversion Kit		Optional	Optional	Optional	Optional	Optional	-	-	-
Oven Features									
Oven Type		Gas	Gas	Gas	Gas	Gas	Electric	Electric	Electric
Oven Volume, Depends on Model (min/max)	lt	90/120	52/73	52/73	45/63	48/56	56/76	48/58	51/56
Cavity Dimensions, Depends on Model (min/max) (WxHxD)	mm	700x318x404 725x367x452	430x310x388 455x366x437	430x310x388 455x366x437	370x310x391 395x360x441	370x310x414 395x330x426	430x335x391 475x452x352	370x335x391 395x441x335	370x335x408 395x335x422
Oven Light (25W)		Optional	Optional	Optional	Optional	Optional	Optional	Optional	Optional
Easy to Clean Enamel		Default	Default	Default	Default	Default	Default	Default	Default
Catalytic Panels (Left, right and rear)		Optional	Optional	Optional	Optional	Optional (2P)	Optional	Optional	Optional (2P)
Wire Racks		Optional	Optional	Optional	Optional	Optional	Optional	Optional	Optional
Wire Racks with Half Telescopic Rails (1 or 2)		Optional	Optional	Optional	Optional	Optional	Optional	Optional	Optional
Wire Racks with Full Telescopic Rails (1 or 2)		Optional	Optional	Optional	Optional	Optional	Optional	Optional	Optional
Electric Oven Functions		-	-	-	-	-	Up to 9	Up to 9	Up to 9
Top Heating Element	W	-	-	-	-	-	1200	1000	1000
Bottom Heating Element	W	-	-	-	-	-	1100	1000	1000
Thermostat		Optional	Optional	Optional	Optional	Optional	Default	Default	Default
Oven Safety		Default	Default	Default	Default	Default	-	-	-
Oven Burner (Thermostat Controlled) ⁴	W	4200	2800	2800	2800	2100	-	-	-
Electric Single Grill	W	1800	1400	1400	1600	1600	1400	1600	1600
Gas Grill ⁴	W	3100	2100	2200	2200	2000	-	-	-
Electric Double Grill	W	-	-	-	-	-	1400 - 2600	1600 - 2600	1600-2600
Fan	W	23-35	-	23-35	23-35	-	23-35	23-35	-
Double Fan	W	-	-	-	-	-	-	-	-
Fan with Ring Heating Element	W	-	-	-	-	-	2000	2000	-
Double Fan with Double Ring Heating Element	W	-	-	-	-	-	-	-	-

FREESTANDING COOKERS SPECIFICATION SHEET		Gas Cooker					Electric Cooker with Solid Hotplates		
		90x60	90x60 BC	60x60	50x60	50x50	60x60	50x60	50x50
Turnspit		Optional	Optional	Optional	Optional	-	Optional	Optional	-
Mechanical Minute Minder		Optional	Optional	Optional	Optional	Optional	Optional	Optional	Optional
Mechanical Timer		Optional	Optional	Optional	Optional	Optional	Optional	Optional	Optional
Digital Clock		-	-	-	-	-	Optional	Optional	Optional
Digital Programmer		-	-	-	-	-	Optional	Optional	Optional
Baking Tray (Shallow Tray)		1	1	Optional	Optional	Optional	Optional	Optional	Optional
Roasting Tray (Deep Tray)		Optional	Optional	1	1	1	1	1	1
Chromed Grid with Stoper		1	1	1	1	1	1	1	1
Inner Grid for Deep Tray		Optional	Optional	Optional	Optional	Optional	Optional	Optional	Optional
Grill Pan with Handle Set		Optional	Optional	Optional	Optional	Optional	Optional	Optional	Optional
Flap Drawer at the Bottom		Optional	Optional	Optional	Optional	Optional	Optional	Optional	Optional
4WG Warmer Drawer at the Bottom		-	-	-	-	-	-	-	-
Full Outer Glass and Small Inner Glass Metal Door		Default	Default	Default	Default	Default	Default	Default	Default
Inclined Solid Oven Door		-	-	Optional	Optional	Optional	Optional	Optional	Optional
Full Outer Glass and Big Inner Glass Door		Optional	Optional	Optional	Optional	-	Optional	Optional	Optional
Removable Inner Glass (only for flat glass door)		Optional	Optional	Optional	Optional	-	Optional	Optional	Optional
Full Inner Glass Door ²		-	-	-	-	-	optional	-	-
Cool Touch Oven Door		-	-	Optional	Optional	-	Optional	Optional	-
Floatal Oven Door Glass		Optional	Optional	Optional	Optional	-	Optional	Optional	Optional
Removable Oven Door		Default	Default	Default	Default	Default	Default	Default	Default
Add-on Stripes on Oven Door		Optional	Optional	Optional	Optional	Optional	Optional	Optional	Optional
Child Lock on Oven Door		-	-	Optional	Optional	Optional	Optional	Optional	Optional
Tip over Bracket		Optional	Optional	Default	Default	Default	Default	Default	Default
Shabat Function		-	-	-	-	-	Optional	Optional	-
Cooling Fan		Optional	Optional	Optional	-	-	Optional	Optional	-
Other Features									
Total Power (Depends on Model) Maximum Gas/Electric	kW	14,9/5,4	14,9/5	11,1/4,9	10,3/4,5	9,6/2,5	/10,1	/10,0	/9,6
Voltage	V	230V	230V	230V	230V	230V	230V/400V 3N~	230V/400V 3N~	230V/400V 3N~
Energy rating	A	A	A	A	A	A	A	A	A
Cavity Insulation		Yellow/White	Yellow/White	Yellow/White	Yellow/White	Yellow/White	Yellow/White	Yellow/White	Yellow/White
Pop-in Pop-out Knob		-	-	-	-	-	Optional	Optional	Optional
Bottle Compartment		Optional	Optional	-	-	-	-	-	-
Serigraphy on Knob		Optional	Optional	Optional	Optional	Optional	Optional	Optional	Optional
RoHS Compliance		Default	Default	Default	Default	Default	Default	Default	Default
CE Compliance		Default	Default	Default	Default	Default	Default	Default	Default
Height with Lid Open (85 cm / 90 cm)	cm	145 / 150	145 / 150	145 / 150	145 / 150	135 / 140	145 / 150	145 / 150	145 / 150
Depth with Door Open	cm	105 / 106	105 / 106	105 / 106	105 / 106	95	105 / 106	105 / 106	100
Carton Box Packaging		Default	Default	Optional	Optional	Optional	Optional	Optional	Optional
Shrink Packed Product Dimensions (85 cm / 90 cm)	mm	950x680x860	950x680x860	645x684x922 645x684x977	545x684x919 545x684x974	545x586x912 545x586x967	645x684x922 645x684x977	545x684x919 545x684x974	545x586x912 545x586x967
Net Weight (Depends on Model) Maximum	kg	74	74	43	40	36	46	43	42
Gross Weight (Depends on Model) Maximum	kg	77	77	46,5	43,2	39	49,5	46,2	45
Container Loading Quantity ¹ (20 ft Container)	pcs	40	40	48	68	80	48	68	80
Container Loading Quantity ¹ (40 ft Container)	pcs	82	82	108	144	168	108	144	168
Container Loading Quantity ¹ (40 ft HC Container)	pcs	123	123	108	144	168	108	144	168

- 1 Shrink packaging for model with 85cm high and vertical positioning in container
2 Big cavity (65 LT) ovens
3 Only on painted parts
4 Gas consumption values depend on the gas type of the product.

FREESTANDING COOKERS SPECIFICATION SHEET		Electric Cooker with Ceramic Glass				Electric Cooker with Induction		Mixed (Duel Fuel) Cooker				
		90x60	60x60	50x60	50x50	90x60	60x60	90x60	90x60 BC	60x60	50x60	50x50
Available Colours												
White		Default	Default	Default	Default	Default	Default	Default	Default	Default	Default	Default
Brown		Optional	Optional	Optional	Optional	Optional	Optional	Optional	Optional	Optional	Optional	Optional
Black		Optional	Optional	Optional	Optional	Optional	Optional	Optional	Optional	Optional	Optional	Optional
Claret Red		Optional	Optional	-	-	Optional	-	Optional	Optional	-	-	-
Silver		Optional	Optional	Optional	Optional	Optional	Optional	Optional	Optional	Optional	Optional	Optional
Inox painted		Optional	Optional	Optional	Optional	Optional	Optional	Optional	Optional	Optional	Optional	Optional
Retro cream		Optional	Optional	Optional	Optional	Optional	Optional	Optional	Optional	Optional	Optional	Optional
Stainless Steel		Optional	Optional	Optional	Optional	Optional	Optional	Optional	Optional	Optional	Optional	Optional
Nominal Dimensions												
Height (Adjustable Feet max. +3 cm)	cm	85/90	85/90	85/90	85/90	85/90	85/90	85/90	85/90	85/90	85/90	85/90
Width	cm	90	60	50	50	90	60	90	90	60	50	50
Depth	cm	60	60	60	60	60	60	60	60	60	60	50
Hob Features												
Hob		Vitroc ceramic	Vitroc ceramic	Vitroc ceramic	Vitroc ceramic	Induction	Induction	Enamel	Enamel	Enamel	Enamel	Enamel
Gas-Hotplate Hob Configuration		-	-	-	-	-	-	Optional	Optional	Optional	-	-
Rapid Gas Burner Ø10cm ⁴	W	-	-	-	-	-	-	2900	2900	3000	3000	3000
Semi-rapid Gas Burner Ø7.5cm ⁴	W	-	-	-	-	-	-	1650	1650	1750	1750	1750
Auxiliary Gas Burner Ø5.5cm ⁴	W	-	-	-	-	-	-	900	900	1000	1000	1000
Wok (Triple Flame) Gas Burner Ø14cm ⁴	W	-	-	-	-	-	-	3600	3600	3800	-	-
Fish Burner ⁴	W	-	-	-	-	-	-	2800	2800	-	-	-
Ø 80 mm Hotplate	W	-	-	-	-	-	-	-	-	-	-	-
Ø 145 mm Hotplate	W	-	-	-	-	-	-	1000	1000	1000	1000	1000
Ø 180 mm Hotplate	W	-	-	-	-	-	-	1500	1500	1500	1500	-
Ø 220 mm Hotplate	W	-	-	-	-	-	-	-	-	-	-	-
Ø 145 mm Rapid Hotplate	W	-	-	-	-	-	-	1500	1500	1500	1500	1500
Ø 180 mm Rapid Hotplate	W	-	-	-	-	-	-	2000	2000	2000	2000	-
Ø145 mm Radiant Element	W	1200	1200	1200	1200	-	-	-	-	-	-	-
Ø180 mm Radiant Element	W	1700	1700	1700	1700	-	-	-	-	-	-	-
Ø210 mm Radiant Element	W	2100	2100	-	-	-	-	-	-	-	-	-
Ø145 mm Highlite Element	W	1200	1200	1200	1200	-	-	-	-	-	-	-
Ø180 mm Highlite Element	W	1800	1800	1800	1800	-	-	-	-	-	-	-
Ø210 mm Highlite Element	W	2300	2300	-	-	-	-	-	-	-	-	-
Ø180 mm Dual Highlite Element	W	1700	1700	1700	1700	-	-	-	-	-	-	-
Oval Highlite Element	W	1800	1800	1800	-	-	-	-	-	-	-	-
Ø210 mm Dual Highlite Element	W	2200	2200	-	-	-	-	-	-	-	-	-
Ø160 mm Induction Hob (Boost)	W	-	-	-	-	1400 - 1800W	1400 - 1800W	-	-	-	-	-
Ø200 mm Induction Hob (Boost)	W	-	-	-	-	2100 - 2500W	2100 - 2500W	-	-	-	-	-
Ø250 mm Induction Hob (Boost)	W	-	-	-	-	2800 - 3500W	2800 - 3500W	-	-	-	-	-
Touch Control		-	-	-	-	Default	Default	-	-	-	-	-
Knob Control		-	-	-	-	Optional	Optional	-	-	-	-	-
Slider Touch Control		-	-	-	-	Optional	Optional	-	-	-	-	-
Hob Timer (Touch Control/Knob Control)		-	-	-	-	Optional	Optional/Default	-	-	-	-	-
Hot Surface Indicator Light		Default	Default	Default	Default	Optional	Optional	-	-	-	-	-
Hotplate Operation Indicator Light		-	-	-	-	-	-	Optional	Optional	Optional	Optional	Optional
Thermostat Operation Indicator Light		Default	Default	Default	Default	Default	Default	Default	Default	Default	Default	Default
Metal Lid		-	-	-	-	-	-	-	-	Default	Default	Default
Glass Lid		-	-	-	-	-	-	Optional	Optional	Optional	Optional	Optional
Splashback		Optional	-	-	-	Optional	-	Optional	Optional	-	-	-
Burner Safety Valves		-	-	-	-	-	-	Optional	Optional	Optional	Optional	Optional
Button Ignition		-	-	-	-	-	-	Optional	Optional	Optional	Optional	Optional
One-touch-Ignition through knobs		-	-	-	-	-	-	Optional	Optional	Optional	Optional	Optional
Battery Ignition		-	-	-	-	-	-	-	-	-	-	-
Enamel Pan Supports		-	-	-	-	-	-	Default	Default	Default	Default	Default
Cast Iron Pan Supports		-	-	-	-	-	-	Optional	Optional	Optional	Optional	-
Cast Iron Burner Caps		-	-	-	-	-	-	Optional	Optional	Optional	Optional	Optional
Coffee Adaptor		-	-	-	-	-	-	Optional	Optional	Optional	Optional	Optional
Wok Adaptor		-	-	-	-	-	-	Optional	Optional	Optional	-	-
Vitroc ceramic Glass Cleaning Spatula		Optional	Optional	Optional	Optional	Optional	Optional	-	-	-	-	-
Gas Conversion Kit		-	-	-	-	-	-	Optional	Optional	Optional	Optional	Optional
Oven Features												
Oven Type		Electric	Electric	Electric	Electric	Electric	Electric	Electric	Electric	Electric	Electric	Electric
Oven Volume, Depends on Model (min/max)	lt	99/115	56/76	48/58	51/56	99/115	56/76	99/115	56/76	56/76	48/58	51/56
Cavity Dimensions, Depends on Model (min/max) (WxHxD)	mm	700x352x404 725x352x452	430x335x391 475x452x352	370x335x391 395x441x335	370x335x408 395x335x422	700x352x404 725x352x452	430x335x391 475x452x352	700x352x404 725x352x452	430x335x391 475x452x352	430x335x391 475x452x352	370x335x391 395x441x335	370x335x408 395x335x422
Oven Light (25W)		Optional	Optional	Optional	Optional	Optional	Optional	Optional	Optional	Optional	Optional	Optional
Easy to Clean Enamel		Default	Default	Default	Default	Default	Default	Default	Default	Default	Default	Default
Catalytic Panels (Left, right and rear)		Optional	Optional	Optional	Optional	Optional	Optional	Optional	Optional	Optional	Optional	Optional (2P)
Wire Racks		Optional	Optional	Optional	Optional	Optional	Optional	Optional	Optional	Optional	Optional	Optional
Wire Racks with Half Telescopic Rails (1 or 2)		Optional	Optional	Optional	Optional	Optional	Optional	Optional	Optional	Optional	Optional	Optional
Wire Racks with Full Telescopic Rails (1 or 2)		Optional	Optional	Optional	Optional	Optional	Optional	Optional	Optional	Optional	Optional	Optional
Electric Oven Functions		Up to 9	Up to 9	Up to 9	Up to 9	Up to 10	Up to 10	Up to 9	Up to 9	Up to 9	Up to 9	Up to 9
Top Heating Element	W	1200	1200	1000	1000	1200	1200	1200	1200	1200	1000	1000

FREESTANDING COOKERS SPECIFICATION SHEET		Electric Cooker with Ceramic Glass				Electric Cooker with Induction		Mixed (Duel Fuel) Cooker				
		90x60	60x60	50x60	50x50	90x60	60x60	90x60	90x60 BC	60x60	50x60	50x50
Bottom Heating Element	W	1200	1100	1000	1000	1200	1100	1200	1100	1100	1000	1000
Thermostat		Default	Default	Default	Default	Default	Default	Default	Default	Default	Default	Default
Oven Safety		-	-	-	-	-	-	-	-	-	-	-
Oven Burner (Thermostat Controlled)	W	-	-	-	-	-	-	-	-	-	-	-
Electric Single Grill	W	1800	1400	1600	1600	1800	1400	1800	1400	1400	1600	1600
Gas Grill ⁴	W	-	-	-	-	-	-	-	-	-	-	-
Electric Double Grill	W	1800-3000	1400 - 2600	1600 - 2600	1600-2600	1800-3000	1400 - 2600	1800-3000	1400 - 2600	1400 - 2600	1600 - 2600	1600 - 2600
Fan	W	23-35	23-35	23-35	23-35	23-35	23-35	23-35	23-35	23-35	23-35	-
Double Fan	W	46-70	-	-	-	-	-	46-70	-	-	-	-
Fan with Ring Heating Element	W	1600	2000	2000	2000	1600	2000	1600	2000	2000	2000	-
Double Fan with Double Ring Heating Element	W	-	-	-	-	3200	-	3200	-	-	-	-
Turnspit		Optional	Optional	Optional	Optional	Optional	Optional	Optional	Optional	Optional	Optional	-
Mechanical Minute Minder		Optional	Optional	Optional	Optional	Optional	Optional	Optional	Optional	Optional	Optional	Optional
Mechanical Timer		Optional	Optional	Optional	Optional	Optional	Optional	Optional	Optional	Optional	Optional	Optional
Digital Clock		Optional	Optional	Optional	Optional	Optional	Optional	Optional	Optional	Optional	Optional	Optional
Digital Programmer		Optional	Optional	Optional	Optional	Optional	Optional	Optional	Optional	Optional	Optional	Optional
Baking Tray (Shallow Tray)		1	Optional	Optional	Optional	Optional	Optional	1	1	Optional	Optional	Optional
Glass Tray		-	Optional	-	-	-	Optional	-	Optional	Optional	-	-
Roasting Tray (Deep Tray)		Optional	1	1	1	1	1	Optional	Optional	1	1	1
Chromed Grid with Stoper		1	1	1	1	1	1	1	1	1	1	1
Inner Grid for Deep Tray		Optional	Optional	Optional	Optional	Optional	Optional	Optional	Optional	Optional	Optional	Optional
Grill Pan with Handle Set		Optional	Optional	Optional	Optional	Default	Default	Optional	Optional	Optional	Optional	Optional
Flap Drawer at the Bottom		Optional	Optional	Optional	Optional	Optional	Optional	Optional	Optional	Optional	Optional	Optional
4WG Warmer Drawer at the Bottom		Optional	-	-	-	-	-	-	-	-	-	-
Full Outer Glass and Small Inner Glass Metal Door		Default	Default	Default	Default	Default	Default	Default	Default	Default	Default	Default
Inclined Solid Oven Door		-	Optional	Optional	Optional	-	Optional	-	-	Optional	Optional	-
Full Outer Glass and Big Inner Glass Door		Optional	Optional	Optional	Optional	Optional	Optional	Optional	Optional	Optional	Optional	Default
Removable Inner Glass (only for flat glass door)		Optional	Optional	Optional	Optional	Optional	Optional	Optional	Optional	Optional	Optional	Optional
Full Inner Glass Door**		-	-	-	-	-	Optional	-	-	Optional	-	-
Cool Touch Oven Door		-	Optional	Optional	-	-	Optional	-	-	Optional	Optional	-
Floata Oven Door Glass		Optional	Optional	Optional	Optional	Optional	Optional	Optional	Optional	Optional	Optional	Optional
Removable Oven Door		Default	Default	Default	Default	Default	Default	Default	Default	Default	Default	Default
Add-on Stripes on Oven Door		Optional	Optional	Optional	Optional	Optional	Optional	Optional	Optional	Optional	Optional	Optional
Child Lock on Oven Door		-	Optional	Optional	Optional	-	Optional	-	-	Optional	Optional	Optional
Tip over Bracket		Default	Default	Default	Default	Default	Default	Default	Default	Default	Default	Default
Shabat Function		-	Optional	Optional	-	-	Optional	-	-	Optional	-	-
Cooling Fan		Optional	Optional	Optional	-	Default	Default					
Other Features												
Total Power (Depends on Model) Maximum Gas/Electric	kW	_/11,2	_/11,4	_/9,6	_/8,0	??	_/10,5	11,1/6,6	11,1/6,2	8,3/6,6	7,5/6,1	7,5/4,1
Voltage	V	230V/400V 3N~	230V/400V 3N~	230V/400V 3N~	230V/400V 3N~	230V/400V 3N~	230V/400V 3N~	230V	230V	230V	230V	230V
Energy rating	A	A	A	A	A	A	A	A	A	A	A	A
Cavity Insulation	Yellow/ White	Yellow/White	Yellow/White	Yellow/ White	Yellow/ White	Yellow/ White	Yellow/ White	Yellow/ White	Yellow/ White	Yellow/ White	Yellow/ White	Yellow/ White
Pop-in Pop-out Knob	Optional	Optional	Optional	Optional	Optional	Optional	Optional	-	-	-	-	-
Bottle Compartment	-	-	-	-	-	-	-	Optional	Optional	-	-	-
Serigraphy on Knob	Optional	Optional	Optional	Optional	Optional	Optional	Optional	Optional	Optional	Optional	Optional	Optional
RoHS Compliance	Default	Default	Default	Default	Default	Default	Default	Default	Default	Default	Default	Default
CE Compliance	Default	Default	Default	Default	Default	Default	Default	Default	Default	Default	Default	Default
Height with Lid Open (85 cm / 90 cm)	cm	145 / 150	145 / 150	145 / 150	145 / 150	145 / 150	145 / 150	145 / 150	145 / 150	145 / 150	145 / 150	145 / 150
Depth with Door Open	cm	105 / 106	105 / 106	105 / 106	100	105 / 106	105 / 106	105 / 106	105 / 106	105 / 106	105 / 106	95
Carton Box Packaging	Default	Optional	Optional	Optional	Optional	Default	Optional	Default	Default	Optional	Optional	Optional
Shrink Packed Product Dimensions (85 cm / 90 cm)	mm	950x680x860	645x684x922 645x684x977	545x684x919 545x684x974	545x586x912 545x586x967	950x680x860	645x684x922 645x684x977	950x680x860	950x680x860	645x684x922 645x684x977	545x684x919 545x684x974	545x586x912 545x586x967
Net Weight (Depends on Model) Maximum	kg	74	45	42	41	86,5	54,8	74	74	45	42	39
Gross Weight (Depends on Model) Maximum	kg	77	48,5	45,2	44	89,5	58,1	77	77	48,5	45,2	43
Container Loading Quantity* (20 ft Container)	pcs	40	48	68	80	40	48	40	40	48	68	80
Container Loading Quantity* (40 ft Container)	pcs	82	108	144	168	82	108	82	82	108	144	168
Container Loading Quantity* (40 ft HC Container)	pcs	123	108	144	168	123	108	123	123	108	144	168

- 1 Shrink packaging for model with 85cm high and vertical positioning in container
2 Big cavity (65 LT) ovens
3 Only on painted parts
4 Gas consumption values depend on the gas type of the product.

DOUBLE OVEN SPECIFICATION SHEET		Gas DO		Electric DO with Solid Hotplates Hob		Electric DO with Ceramic Glass Hob		Electric DO with Induction Hob	Mixed (Duel Fuel) DO	
		60x60	50x60	60x60	50x60	60x60	50x60	60x60****	60x60	50x60
Available Colours										
White		Default	Default	Default	Default	Default	Default	Default	Default	Default
Brown		Optional	Optional	Optional	Optional	Optional	Optional	Optional	Optional	Optional
Black		Optional	Optional	Optional	Optional	Optional	Optional	Optional	Optional	Optional
Silver		Optional	Optional	Optional	Optional	Optional	Optional	Optional	Optional	Optional
Inox painted		Optional	Optional	Optional	Optional	Optional	Optional	Optional	Optional	Optional
Stainless Steel		Optional	-	Optional	-	Optional	-	Optional	Optional	-
Nominal Dimensions										
Height (Adjustable Feet max. +3 cm)	cm	90	90	85*/90	90	85*/90	90	85*/90	85*/90	90
Width	cm	60	50	60	50	60	50	60	60	50
Depth	cm	60	60	60	60	60	60	60	60	60
Hob Features										
Hob		Enamel	Enamel	Enamel	Enamel	Vitroceraic	Vitroceraic	Induction	Enamel	Enamel
Gas on Glass Hob		Optional	-	-	-	-	-	-	-	-
Rapid Gas Burner Ø10cm	W	3000	3000	-	-	-	-	-	3000	3000
Semi-rapid Gas Burner Ø7.5cm	W	1750	1750	-	-	-	-	-	1750	1750
Auxiliary Gas Burner Ø5.5cm	W	1000	1000	-	-	-	-	-	1000	1000
Wok (Triple Flame) Gas Burner Ø14cm	W	3800	-	-	-	-	-	-	3800	-
Ø 80 mm Hotplate	W	-	-	-	-	-	-	-	-	-
Ø 145 mm Hotplate	W	-	-	1000	1000	-	-	-	-	-
Ø 180 mm Hotplate	W	1500	1500	1500	1500	-	-	-	1500	1500
Ø 220 mm Hotplate	W	-	-	-	-	-	-	-	-	-
Ø 145 mm Rapid Hotplate	W	-	-	1500	1500	-	-	-	-	-
Ø 180 mm Rapid Hotplate	W	2000	2000	2000	2000	-	-	-	2000	2000
Ø 220 mm Rapid Hotplate	W	-	-	-	-	-	-	-	-	-
Ø145 mm Highlite Element	W	-	-	-	-	1200	1200	-	-	-
Ø180 mm Highlite Element	W	-	-	-	-	1800	1800	-	-	-
Ø210 mm Highlite Element	W	-	-	-	-	2300	-	-	-	-
Ø180 mm Dual Highlite Element	W	-	-	-	-	1700	1700	-	-	-
Oval Highlite Element	W	-	-	-	-	1800	1800	-	-	-
Ø210 mm Dual Highlite Element	W	-	-	-	-	2200	-	-	-	-
Ø160 mm Induction Hob (Boost)	W	-	-	-	-	-	-	1400/1800	-	-
Ø200 mm Induction Hob (Boost)	W	-	-	-	-	-	-	2100/2500	-	-
Hot Surface Indicator Light		-	-	-	-	Default	Default	-	-	-
Hotplate Operation Indicator Light		Optional	Optional	Default	Default	-	-	-	-	-
Thermostat Operation Indicator Light		Optional	Optional	Default	Default	Default	Default	Default	Default	Default
Stainless Steel Burner Pan (in case of gas on glass hob)		Optional	-	-	-	-	-	-	-	-
Metal Lid		Optional	Optional	Optional	Optional	-	-	-	Optional	Optional
Glass Lid (Transparent)		Optional	Optional	-	-	-	-	-	Optional	Optional
Glass Lid Shut-off Valve		Optional	Optional	-	-	-	-	-	Optional****	Optional****
Burner Safety Valves		Default	Default	-	-	-	-	-	Default	Default
Button Ignition		Optional	Optional	-	-	-	-	-	Optional	Optional
One-touch-Ignition through knobs		Optional	Optional	-	-	-	-	-	Optional	Optional
Ignition by DC battery		-	-	-	-	-	-	-	-	-
Enamel Pan Supports		Default	Default	-	-	-	-	-	Default	Default
Cast Iron Pan Supports		Optional	Optional	-	-	-	-	-	Optional	Optional
Cast Iron Burner Caps		Optional	Optional	-	-	-	-	-	Optional	Optional
Coffee Adaptor		Optional	Optional	-	-	-	-	-	Optional	Optional
Wok Adaptor		Optional	-	-	-	-	-	-	Optional	-
Vitroceraic Glass Cleaning Spatula		-	-	-	-	Optional	Optional	Optional	-	-
Oven Features										
Main Oven										
Oven Type		Gas	Gas	Electric	Electric	Electric	Electric	Electric	Electric	Electric
Oven Volume, Depends On Model (min/max)	lt	61/71	47/56	66/76	48/58	66/76	48/58	66/76	66/76	48/58
Cavity Dimensions, Depends On Model (min/max) (WxDxH)	mm	450x328x415 475x328x454	370x328x388 390x328x441	450x352x415 475x352x454	370x391x335 395x441x335	450x352x415 475x352x454	370x391x335 395x441x335	450x352x415 475x352x454	450x352x415 475x352x454	370x391x335 395x441x335
Oven Light (25W)		Optional	Optional	Optional	Optional	Optional	Optional	Optional	Optional	Optional
Easy to Clean Enamel		Default	Default	Default	Default	Default	Default	Default	Default	Default
Catalytic Panels (Left, right and rear)		Optional	Optional	Optional	Optional	Optional	Optional	Optional	Optional	Optional
Wire Racks		Optional	Optional	Optional	Optional	Optional	Optional	Optional	Optional	Optional
Wire Racks with Telescopic Rails (1 or 2)		-	-	Optional	Optional	Optional	Optional	Optional	Optional	Optional
Electric Oven Functions		-	-	Up to 6	Up to 6	Up to 6	Up to 6	Up to 6	Up to 6	Up to 6
Top Heating Element	W	-	-	1200	1000	1200	1000	1200	1200	1000
Bottom Heating Element	W	-	-	1100	1000	1100	1000	1100	1100	1000
Thermostat		Default	Default	Default	Default	Default	Default	Default	Default	Default
Oven Safety		Default	Default	-	-	-	-	-	-	-
Open Flame Burner		Default	Default	-	-	-	-	-	-	-
Oven Burner (Thermostat Controlled) ⁵	W	2400	2400	-	-	-	-	-	-	-
Electric Single Grill	W	-	-	1400	1600	1400	1600	1400	1400	1600
Electric Double Grill	W	-	-	-	-	-	-	-	-	-
Fan	W	-	-	23-35	23-35	23-35	23-35	23-35	23-35	23-35
Fan with Ring Heating Element	W	-	-	2000	2000	2000	2000	2000	2000	2000
Energy Rating		A+	A+	A	A	A	A	A	A	A
Top Oven										
Oven Type		Gas	Gas	Electric	Electric	Electric	Electric	Electric	Electric	Electric
Oven Volume, Depends On Model (min/max)	lt	24/39	22/30	37/39	30/30	37/39	30/30	37/39	37/39	30/30
Cavity Dimensions, Depends On Model (min/max) (WxDxH)	mm	450 x 438 x 123 470 x 438 x 190	372 x 427 x 140 390 x 439 x 175	450 x 438 x 190 470 x 438 x 190	372 x 427 x 190 397x 439 x 190	450 x 438 x 190 470 x 438 x 190	372 x 427 x 190 397x 439 x 190	450 x 438 x 190 470 x 438 x 190	450 x 438 x 190 470 x 438 x 190	372 x 427 x 190 397x 439 x 190
Oven Light (25W)		Optional	Optional	Optional	Optional	Optional	Optional	Optional	Optional	Optional
Easy to Clean Enamel		Default	Default	Default	Default	Default	Default	Default	Default	Default
Catalytic Enamel Panels (Left and right)		Optional	Optional	Optional	Optional	Optional	Optional	Optional	Optional	Optional
Wire Side Racks		Optional	Optional	Optional	Optional	Optional	Optional	Optional	Optional	Optional
Telescopic Rails (1 rack)		Optional	Optional	Optional	Optional	Optional	Optional	Optional	Optional	Optional
Electric Oven Functions		-	-	Up to 4	Up to 4	Up to 4	Up to 4	Up to 4	Up to 4	Up to 4
Top Heating Element	W	-	-	700	500	700	500	700	700	500
Bottom Heating Element	W	-	-	700	600	700	600	700	700	600
Thermostat		Optional	Optional	-	-	-	-	-	-	-
Oven Safety		Default	Default	-	-	-	-	-	-	-
Oven Burner (Thermostat Controlled)	W	2400	2400	-	-	-	-	-	-	-
Electric Single Grill	W	-	-	1600	1400	1600	1400	1600	1600	1400

DOUBLE OVEN SPECIFICATION SHEET		Gas DO		Electric DO with Solid Hotplates Hob		Electric DO with Ceramic Glass Hob		Electric DO with Induction Hob	Mixed (Duel Fuel) DO	
		60x60	50x60	60x60	50x60	60x60	50x60	60x60****	60x60	50x60
Gas Grill with European Type Burner ⁵	W	2100	2000	-	-	-	-	-	-	-
Gas Oven with Open Flame Burner		Default	Default	-	-	-	-	-	-	-
Energy Rating		A	A	A	A/B	A	A/B	A	A	A/B
Common Features										
Mechanical Minute Minder		Optional	Optional	Optional	Optional	Optional	Optional	Optional	Optional	Optional
Mechanical Timer for MO		Optional	Optional	Optional	Optional	Optional	Optional	Optional	Optional	Optional
Digital Clock		Optional		Optional	Optional	Optional	Optional	Optional	Optional	Optional
Digital Programmer for MO		-	-	Optional	Optional	Optional	Optional	Optional	Optional	Optional
Baking Tray (Shallow Tray)		-	-	Optional	Optional	Optional	Optional	Optional	Optional	Optional
Roasting Tray (Deep Tray)		-	-	Optional	Optional	Optional	Optional	Optional	Optional	Optional
Chromed Grid with Stoper		1	1	1	1	1	1	1	1	1
Inner Grid for Deep Tray		-	-	Optional	Optional	Optional	Optional	Optional	Optional	Optional
Grill Pan with Handle Set		1	1	1	1	1	1	1	1	1
Flat Metal Oven Door		Optional	Optional	Optional	Optional	Optional	Optional	Optional	Optional	Optional
3D Metal Oven Door		Optional	Optional	Optional	Optional	Optional	Optional	Optional	Optional	Optional
3D Glass Oven Door		Optional	Optional	Optional	Optional	Optional	Optional	Optional	Optional	Optional
Flat Glass Door with Full Inner Glass		-	-	-	-	-	-	-	-	-
Removable Inner Glass (only for flat glass door)		Optional	Optional	Optional	Optional	Optional	Optional	Optional	Optional	Optional
Mirrored Oven Door Glass		Optional	Optional	Optional	Optional	Optional	Optional	Optional	Optional	Optional
Removable Oven Door		Default	Default	Default	Default	Default	Default	Default	Default	Default
Add-on Stripes on Oven Door		Optional	Optional	Optional	Optional	Optional	Optional	Optional	Optional	Optional
Left Side Opening Oven Door **		Default	Default	Default	Default	Default	Default	Default	Default	Default
Drop Down Opening Oven Door		Optional	Optional	Optional	Optional	Optional	Optional	Optional	Optional	Optional
Gas Conversion Kit		Default	Default	-	-	-	-	-	-	-
Tip over Bracket		Default	Default	Default	Default	Default	Default	Default	Default	Default
Cooling Fan****		Optional	-	Optional	Optional	Optional	Optional	Default	Optional	-
Other Features										
Total Power (Depends on Model) Maximum	kW	12,3	12,3	11,6	10,9	11,6	9,9	11,6	6,1	5,4
Voltage	V	230	230	230 / 400V 3N~	230 / 400V 3N~	230 / 400V 3N~	230 / 400V 3N~	230 / 400V 3N~	230	230
Energy consumption according to the EN60335 Standards	kWh	-	-	0,79-0,88	0,79-0,89	0,79-0,88	0,79-0,89	0,79-0,88	0,79-0,88	0,79-0,89
Cavity Insulation		Yellow	Yellow/White	Yellow	Yellow/White	Yellow	Yellow/White	Yellow	Yellow	Yellow/White
RoHS Compliance		Default	Default	Default	Default	Default	Default	Default	Default	Default
CE Compliance		Default	Default	Default	Default	Default	Default	Default	Default	Default
Height with Lid Open (85 cm / 90 cm)	cm	145/150	150	145/150	150	145/150	150	145/150	145/150	150
Depth with Door Open	cm	105	105	105	105	105	105	105	105	105
Carton Box Packaging		Optional	Optional	Optional	Optional	Optional	Optional	Optional	Optional	Optional
Shrink Packed Product Dimensions (85 cm / 90 cm)	mm	645 x 684 x 922 645 x 684 x 977	545 x 684 x 919 545 x 684 x 974	645 x 684 x 922 645 x 684 x 977	545 x 684 x 919 545 x 684 x 974	645 x 684 x 922 645 x 684 x 977	545 x 684 x 919 545 x 684 x 974	645 x 684 x 922 645 x 684 x 977	645 x 684 x 922 645 x 684 x 977	545 x 684 x 919 545 x 684 x 974
Net Weight (Depends on Model) Maximum	kg	47,5	44,3	46,5	42,9	47,5	44,1	57,3	45	42
Gross Weight (Depends on Model) Maximum	kg	50,5	47,3	49,5	45,9	50,5	47,1	60,3	48,5	45,2

1 Only drop down opening oven door

2 Only for cookers with 90 cm height

3 Only on painted parts

4 Only available in Full Flat & Full Flat Plus Aesthetics

5 Gas consumption values depend on the gas type of the product.

RANGE COOKER SPECIFICATION SHEET		Mixed (Duel Fuel)
		100x60
Available Colours		
White		Default
Black		Optional
Silver		Optional
Inox painted		Optional
Stainless Steel		Optional
Nominal Dimensions		
Height (Adjustable Feet max. +3 cm)	cm	90
Width	cm	100
Depth	cm	60
Hob Features		
Hob		Enamel
Gas on Glass Hob		-
Rapid Gas Burner Ø10cm ¹	W	3000
Semi-rapid Gas Burner Ø7.5cm ¹	W	1750
Auxiliary Gas Burner Ø5.5cm ¹	W	1000
Wok (Double Crown Compact) Gas Burner Ø12,5cm ¹	W	4000
Metal Lid		-
Glass Lid (Transparent)		-
Splashback		Optional
One-touch-Ignition through knobs		Optional
Ignition by DC battery		-
Enamel Pan Supports		Default
Cast Iron Pan Supports		Optional
Cast Iron Burner Caps		Optional
Coffee Adaptor		Optional
Wok Adaptor		Optional
Oven Features		
Upper Left (First) Cavity		
Oven Type		Electric
Oven Volume, Depends On Model (min/max)	lt	31/32
Cavity Dimensions, Depends On Model (min/max) (WxDxH)	mm	372 x 439 x 190 390 x 439 x 190
Oven Light (25W)		Optional
Easy to Clean Enamel		Default
Catalitic Enamel Panels (Left and right)		Optional
Wire Side Racks		Optional
Telescopic Rails (1 rack)		Optional
Electric Oven Functions		Up to 4
Top Heating Element	W	500
Bottom Heating Element	W	600
Thermostat		Default
Electric Single Grill	W	1400
Electric Double Grill	W	1900
Energy Rating		A
Door Opening		Drop Down
Lower Left (Second) Cavity		
Oven Type		Electric
Oven Volume, Depends On Model (min/max)	lt	50/58
Cavity Dimensions, Depends On Model (min/max) (WxDxH)	mm	370x402x335 395x440,5x366
Oven Light (25W)		Default
Easy to Clean Enamel		Default
Catalitic Panels (Left, right and rear)		Optional
Wire Racks		Optional
Wire Racks with Telescopic Rails (1 or 2)		Optional
Electric Oven Functions		Up to 6
Top Heating Element	W	1000
Bottom Heating Element		
Thermostat		Default
Electric Single Grill	W	1600
Electric Double Grill	W	2600
Fan	W	23-35
Fan with Ring Heating Element	W	2000
Energy Rating		A
Door Opening		Left Side
Upper Right (Third) Cavity		
Oven Type		Electric
Oven Volume, Depends On Model (min/max)	lt	50/58
Cavity Dimensions, Depends On Model (min/max) (WxDxH)	mm	370x402x335 395x440,5x366
Oven Light (25W)		Default
Easy to Clean Enamel		Default
Catalitic Panels (Left, right and rear)		Optional
Wire Racks		Optional
Wire Racks with Telescopic Rails (1 or 2)		Optional
Electric Oven Functions		Up to 6
Top Heating Element	W	1000
Bottom Heating Element	W	1000
Thermostat		Default
Electric Single Grill	W	1600
Electric Double Grill	W	2600
Fan	W	23-35
Fan with Ring Heating Element	W	2000
Energy Rating		A
Door Opening		Right Side
Common Features		
Mechanical Minute Minder		-
Mechanical Timer		-
Digital Minute Minder		Optional
Digital Programmer for Second Cavit		Optional
Baking Tray (Shallow Tray)		Optional
Roasting Tray (Deep Tray)		Optional
Chromed Grid with Stoper		3
Inner Grid for Deep Tray		Optional
Grill Pan with Handle Set		1
Flat Glass Door with Full Inner Glass		Default
Removable Inner Glass		Optional
Mirrored Oven Door Glass		Optional
Removable Oven Door		Default
Add-on Stripes on Oven Door		Optional
Gas Conversion Kit		Default
Tip over Bracket		Optional
Cooling Fan		Default
Other Features		
Total Power (Depends on Model) Maximum	kW	7,5
Total Power (Depends on Model) Maximum Gas	kW	15,7
Voltage	V	230
Energy consumption according to the EN60335 Standards	kWh	0,79-0,88
Cavity Insulation		Yellow
RoHS Compliance		Default
CE Compliance		Default
Depth with Door Open	cm	105
Carton Box Packaging		Default
Packed Product Dimensions	mm	1108 x 736 x 967
Net Weight (Depends on Model) Maximum	kg	85
Gross Weight (Depends on Model) Maximum	kg	88,5

1 Gas consumption values depend on the gas type of the product.

Electric Oven Function for Double Ovens							
Top Oven							
Function ID	Identity in the Market	Heating Element, Fan, Turnspit, Grill Availability	Oven Functions	Number of Functions	Limitations	Electrical Power at 230V (W)	
						50x60	60x60
1	Grill	Grill	0 / Grill	1	-	1400	1600
2	Grill	Grill	0 / Grill / Double Grill	2	-	1900	2300
3	Static oven	(Top + Bottom) + Grill	0 / Top+Bottom / Bottom / Top / Grill	4	-	1400	1600
4	Static oven	(Top + Bottom) + Grill	0 / Top+Bottom / Top / Grill / Double Grill	4	-	1900	2300
Main Oven							
Function ID	Identity in the Market	Heating Element, Fan, Turnspit, Grill Availability	Oven Functions	Number of Functions	Limitations	50x60	60x60
1	Static oven	(Top + Bottom)	0 / Top+Bottom	1	-	2000	2300
2	Static oven	(Top + Bottom)	0 / Top+Bottom / Bottom / Top	3	-	2000	2300
3	Turbo oven	(Fan + Ring)	0 / Defrost / Fan+Ring	2	-	2000	2000
4	Multifunction oven	(Top + Bottom + Fan + Ring)	0 / Defrost / Fan+Ring / Top+Bottom / Top+Bottom+Fan	4	-	2000	2300
5	Fan assisted oven	(Top + Bottom + Fan)	0 / Defrost / Top+Bottom / Top+Bottom+Fan	3	-	2000	2300
6	Fan assisted oven	(Top + Bottom + Fan) + Grill	0 / Defrost / Top+Bottom / Top+Bottom+Fan / Grill / Grill+Fan	5	-	2000	2300
7	Multifunction oven	(Top + Bottom + Fan + Ring) + Grill	0 / Defrost / Fan+Ring / Top+Bottom / Top+Bottom+Fan / Grill / Grill+Fan	6	-	2000	2300
8	Multifunction oven	(Top + Bottom + Fan + Ring) + Grill	0 / Ovenlight/Defrost / Fan+Ring / Top+Bottom / Top+Bottom+Fan / Pizza/Grill /Doublegrill/Doublegrill+Fan	9	-	2000	2300
Electric Oven Function for Range Cooker							
UPPER LEFT CAVITY FUNCTION							
Function ID	Identity in the Market	Heating Element, Fan, Turnspit, Grill Availability	Oven Functions	Number of Functions	Limitations	Electrical Power at 230V (W)	
1	Grill	Grill	0 / GRILL	1	-	1400	
2	Grill	Grill	0 / GRILL / DOUBLE GRILL	2	-	1900	
3	Static oven	(Top + Bottom) + Grill	0 / TOP+BOTTOM / BOTTOM / TOP / GRILL	4	-	1400	
4	Static oven	(Top + Bottom) + Grill	0 / TOP+BOTTOM / TOP / GRILL / DOUBLE GRILL	4	-	1900	
LOWER LEFT CAVITY FUNCTION							
Function ID	Identity in the Market	Heating Element, Fan, Turnspit, Grill Availability	Oven Functions	Number of Functions	Limitations	Electrical Power at 230V (W)	
1	Static oven	(Top + Bottom)	0 / TOP+BOTTOM	1	-	2000	
2	Static oven	(Top + Bottom)	0 / TOP+BOTTOM / BOTTOM / TOP	3	-	2000	
3	FAN+RING oven	(Fan + Ring)	0 / DEFROST / FAN+RING	2	-	2000	
4	Multifunction oven	(Top + Bottom + Fan + Ring)	0 / DEFROST / FAN+RING / TOP+BOTTOM / TOP+BOTTOM+FAN	4	-	2000	
5	Fan assisted oven	(Top + Bottom + Fan)	0 / DEFROST / TOP+BOTTOM / TOP+BOTTOM+FAN	3	-	2000	
6	Fan assisted oven	(Top + Bottom + Fan) + Grill	0 / DEFROST / TOP+BOTTOM / TOP+BOTTOM+FAN / GRILL / GRILL+FAN	5	-	2000	
7	Multifunction oven	(Top + Bottom + Fan + Ring) + Grill	0 / DEFROST / FAN+RING / TOP+BOTTOM / TOP+BOTTOM+FAN / GRILL / GRILL+FAN	6	-	2000	
8	Multifunction oven	(Top + Bottom + Fan + Ring) + Grill	0/OVENLIGHT/DEFROST/FAN+RING/TOP+BOTTOM/TOP+BOTTOM+FAN/PIZZA/GRILL/DOUBLE GRILL/DOUBLE GRILL FAN	9	-	3000	
9	Multifunction oven	(Top + Bottom + Fan + Ring) + Grill	0 / OVENLIGHT / BOTTOM / TOP / TOP+BOTTOM / TOP+BOTTOM+FAN / GRILL / GRILL+FAN / FAN+RING / 3D	9	-	2500	
10	Multifunction oven	(Top + Bottom + Fan + Ring) + Grill	0 / OVENLIGHT / DEFROST / FAN+RING / TOP+BOTTOM / TOP+BOTTOM+FAN / PIZZA / GRILL / DOUBLE GRILL / DOUBLE GRILL+FAN / VAP CLEAN	10	-	3000	
11	Multifunction oven	(Top + Bottom + Fan + Ring) + Grill	0 / DEFROST / FAN+RING / TOP+BOTTOM / TOP+BOTTOM+FAN / GRILL+TURNSPIT / GRILL+FAN+TURNSPIT	6	-	2000	
12	Multifunction oven	(Top + Bottom + Fan + Ring) + Grill	0 / OVENLIGHT / DEFROST / FAN+RING / TOP+BOTTOM / TOP+BOTTOM+FAN / PIZZA / GRILL+TURNSPIT / DOUBLE GRILL+TURNSPIT / DOUBLE GRILL+FAN+TURNSPIT	9	-	3000	
UPPER RIGHT CAVITY FUNCTION							
Function ID	Identity in the Market	Heating Element, Fan, Turnspit, Grill Availability	Oven Functions	Number of Functions	Limitations	Electrical Power at 230V (W)	
1	Static oven	(Top + Bottom)	1 0 / TOP+BOTTOM	1	-	2000	
2	Static oven	(Top + Bottom)	2 0 / TOP+BOTTOM / BOTTOM / TOP	3	-	2000	
3	Static oven	(Top + Bottom) + Grill	3 0 / TOP+BOTTOM / BOTTOM / TOP / GRILL	3	-	2000	
4	Static oven	(Top + Bottom) + Grill	4 0 / TOP+BOTTOM / TOP / GRILL / DOUBLE GRILL	4	-	2600	
5	FAN+RING oven	(Fan + Ring)	5 0 / DEFROST / FAN+RING	2	-	2000	
6	FAN+RING oven	(Fan + Ring) + Grill	6 0 / DEFROST / FAN+RING / GRILL / GRILL+FAN	4	-	2000	
7	FAN+RING oven	(Fan + Ring) + Grill	7 0 / DEFROST / FAN+RING / DOUBLE GRILL / DOUBLE GRILL+FAN	4	-	2600	
Gas Oven Functions for Double Ovens							
Top Oven							
Function ID	Heating Element, Fan, Turnspit, Grill Availability	Oven Functions	Number of Functions	Limitations			
0	Gas Grill	Gas Grill(European Type,Variable Grill)	1	-			
2	Electrical Grill	Electrical Grill / Electrical Double Grill	1	-			
4	Electrical Double Grill + Oven Burner	Electrical Double Grill+ Oven Burner (Open Flame Burner,Thermostat)	2	-			
6	Gas Grill + Oven Burner	Gas Grill(European Type,Variable Grill) + Oven Burner(Open Flame Burner,Thermostat)	2	-			
Main Oven							
Function ID	Heating Element, Fan, Turnspit, Grill Availability	Oven Functions	Number of Functions	Limitations			
2	Oven Burner	Open Flame Burner + Thermostat + Oven Lamp	1	-			
4	Oven Burner	Open Flame Burner + Thermostat	1	-			
6	Oven Burner	Open Flame Burner + Thermostat + Oven Lamp	1	-			

Electric Oven Function for Freestanding Ovens								
Function ID	Identity in the Market	Heating Element, Fan, Turnspit, Grill Availability	Oven Functions	Number of Functions	Limitations	Electrical Power at 230V (W)		
						50x50 & 50x60	60x60	90x60
01	Static oven	(Top + Bottom)	0 / Top+Bottom / Bottom / Top	3	-	2000	2300	2400
02	Static oven	(Top + Bottom) + Grill + Turnspit	0 / Top+Bottom / Bottom / Top / Grill+Turnspit	4	Not available for 50x50 freestanding oven	2000	2300	2400
03	Static oven	(Top + Bottom) + Grill + Turnspit	0 / Top+Bottom / Bottom / Grill+Turnspit / Double Grill+Turnspit	4	Not available for 50x50 freestanding oven	2600	2600	3000
04	Static oven	(Top + Bottom) + Grill + Turnspit	0 / Ovenlight / Top+Bottom / Bottom / Top / Grill+Turnspit / Double Grill+Turnspit	6	Not available for 50x50 freestanding oven	2600	2600	3000
05	Turbo oven	(Fan + Ring)	0 / Defrost / Fan+Ring	2	Not available for 50x50 freestanding oven	2000	2000	1600
06	Turbo oven	(Fan + Ring) + Grill + Turnspit	0 / Defrost / Fan+Ring / Grill+Turnspit / Grill+Fan+Turnspit	4	Not available for 50x50 freestanding oven	2000	2000	1800
07	Multifunction oven	(Top + Bottom + Fan + Ring) + Grill + Turnspit	0 / Defrost / Fan+Ring / Top+Bottom / Top+Bottom+Fan / Grill+Turnspit / Grill+Fan+Turnspit	6	Not available for 50x50 freestanding oven	2000	2300	2400
08	Multifunction oven	(Top + Bottom + Fan + Ring) + Grill + Turnspit	0 / Defrost / Fan+Ring / Top+Bottom / Top+Bottom+Fan / Grill+Turnspit / Double Grill+Turnspit	6	Not available for 50x50 freestanding oven	2600	2600	3000
09	Multifunction oven	(Top + Bottom + Fan + Ring) + Grill + Turnspit	0 / Ovenlight / Defrost / Fan+Ring / Top+Bottom / Top+Bottom+Fan / Pizza / Grill+Turnspit / Double Grill+Turnspit / Double Grill+Fan+Turnspit	9	Not available for 50x50 freestanding oven	3000	3100	3000
10	Fan assisted oven	(Top + Bottom + Fan) + Grill + Turnspit	0 / Defrost / Top+Bottom / Top+Bottom+Fan / Grill+Turnspit / Grill+Fan+Turnspit	5	Not available for 50x50 freestanding oven	2000	2300	2400
11	Fan assisted oven	(Top + Bottom + Fan) + Grill + Turnspit	0 / Defrost / Top+Bottom / Top+Bottom+Fan / Grill+Turnspit / Double Grill+Turnspit	5	Not available for 50x50 freestanding oven	2600	2600	3000
12	Fan assisted oven	(Top + Bottom + Fan) + Grill + Turnspit	0 / Ovenlight / Defrost / Top+Bottom / Top+Bottom+Fan / Bottom+Fan / Grill+Turnspit / Double Grill+Turnspit / Double Grill+Fan+Turnspit	8	Not available for 50x50 freestanding oven	2600	2600	3000
13	Static oven	(Top + Bottom) + Grill	0 / Top+Bottom / Bottom / Top / Grill	4	-	2000	2300	2400
14	Static oven	(Top + Bottom) + Grill	0 / Top+Bottom / Bottom / Grill / Double Grill	4	-	2600	2600	3000
15	Static oven	(Top + Bottom) + Grill	0 / Ovenlight / Top+Bottom / Bottom / Top / Grill / Double Grill	6	-	2600	2600	3000
16	Turbo oven	(Fan + Ring) + Grill	0 / Defrost / Fan+Ring / Grill / Grill+Fan	4	Not available for 50x50 freestanding oven	2000	2000	1800
17	Multifunction oven	(Top + Bottom + Fan + Ring) + Grill	0 / Defrost / Fan+Ring / Top+Bottom / Top+Bottom+Fan / Grill / Grill+Fan	6	Not available for 50x50 freestanding oven	2000	2300	2400
18	Multifunction oven	(Top + Bottom + Fan + Ring) + Grill	0 / Defrost / Fan+Ring / Top+Bottom / Top+Bottom+Fan / Grill / Double Grill	6	Not available for 50x50 freestanding oven	2600	2600	3000
19	Multifunction oven	(Top + Bottom + Fan + Ring) + Grill	0 / Ovenlight / Defrost / Fan+Ring / Top+Bottom / Top+Bottom+Fan / Pizza / Grill / Double Grill / Double Grill+Fan	9	Not available for 50x50 freestanding oven	3000	3100	3000
20	Fan assisted oven	(Top + Bottom + Fan) + Grill	0 / Defrost / Top+Bottom / Top+Bottom+Fan / Grill / Grill+Fan	5	Not available for 50x50 freestanding oven	2000	2300	2400
21	Fan assisted oven	(Top + Bottom + Fan) + Grill	0 / Defrost / Top+Bottom / Top+Bottom+Fan / Grill / Double Grill	5	Not available for 50x50 freestanding oven	2600	2600	3000
22	Fan assisted oven	(Top + Bottom + Fan) + Grill	0 / Ovenlight / Defrost / Top+Bottom / Top+Bottom+Fan / Bottom+Fan / Grill / Double Grill / Double Grill+Fan	8	Not available for 50x50 freestanding oven	2600	2600	3000
23	Multifunction oven	(Top + Bottom + Fan + Ring)	0 / Defrost / Fan+Ring / Top+Bottom / Top+Bottom+Fan	4	Not available for 50x50 freestanding oven	2000	2300	2400
24	Multifunction oven	(Top + Bottom + Fan + Ring) + Turnspit	0 / Defrost / Fan+Ring+Turnspit / Top+Bottom+Turnspit / Top+Bottom+Fan+Turnspit	4	Not available for 50x50 freestanding oven	2000	2300	2400
25	Fan assisted oven	(Top + Bottom + Fan)	0 / Defrost / Top+Bottom / Top+Bottom+Fan	3	Not available for 50x50 freestanding oven	2000	2300	2400

26	Fan assisted oven	(Top + Bottom + Fan) + Turnspit	0 / Defrost / Top+Bottom+Turnspit / Top+Bottom+Fan+Turnspit	3	Not available for 50x50 freestanding oven	2000	2300	2400
27	Fan assisted oven	(Top + Bottom + Fan) + Grill	0 / Defrost / Top+Bottom / Top+Bottom+Fan / Grill / Double Grill / Pyrolysis	6	Not available for 50x50, 50x60 and 90x60 freestanding oven	2600	2600	3000
28	Multifunction oven	(Top + Bottom + Fan + Ring) + Grill	0 / Defrost / Turbo / Top+Bottom / Top+Bottom+Fan / Grill / Double Grill / Pyrolysis	7	Not available for 50x50, 50x60 and 90x60 freestanding oven	2600	2600	3000
29	Multifunction oven	(Top + Bottom + Fan + Ring) + Grill + Turnspit	0 / Defrost / Turbo / Top+Bottom / Top+Bottom+Fan / Grill+Turnspit / Double Grill+Turnspit / Pyrolysis	7	Not available for 50x50, 50x60 and 90x60 freestanding oven	2600	2600	3000
50	Multifunction oven	(Top + Bottom + Fan + Ring) + Grill + Turnspit	0 / Ovenlight / Defrost / Turbo / Top+Bottom / Top+Bottom+Fan / Pizza / Grill + Turnspit / Double Grill+ Turnspit / Double Grill+Fan + Turnspit / Vap Clean	10	Not available for 50x50 freestanding oven	2600	3100	3000
51	Multifunction oven	(Top + Bottom + Fan + Ring) + Grill	0 / Ovenlight / Defrost / Turbo / Top+Bottom / Top+Bottom+Fan / Pizza / Grill / Double Grill / Double Grill+Fan / Vap Clean	10	Not available for 50x50 freestanding oven	2600	3100	3000
52	Fan assisted oven	(Top + Bottom + Fan) + Grill	0 / Defrost / Bottom / Top+Bottom / Top+Bottom+Fan / Grill / Grill+Fan	6	Not available for 50x50 freestanding oven	2000	2300	2400
53	Fan assisted oven	(Top + Bottom + Fan)	0 / Bottom / Top / Top+Bottom / Top+Bottom+Fan	4	Not available for 50x50 freestanding oven	2000	2300	2400
54	Fan assisted oven	(Top + Bottom + Fan) + Grill + Turnspit	0/Defrost/Bottom/Top+Bottom/Top+Bottom+Fan/ Grill+Turnspit/Grill+Fan+Turnspit	6	Not available for 50x50 freestanding oven	2000	2300	2400
55	Fan assisted oven	(Top + Bottom + Fan) + Turnspit	0/Bottom/Top/Top+Bottom+Turnspit/Top+Bottom+Fan+Turnspit	4	Not available for 50x50 freestanding oven	2000	2300	2400
58	Multifunction oven	(Top + Bottom + Fan + Ring) + Grill	0/Ovenlight/Defrost/Bottom/Top/Bottom+Fan/Top+Fan/ Top+Bottom/Top+Bottom+Fan/Fan+Ring/Double Grill	10	Not available for 50x50 freestanding oven	2600	2600	3000
59	Multifunction oven	(Top + Bottom + Fan + Ring) + Grill	0/Ovenlight/Bottom/Top/Top+Bottom/ Top+Bottom+Fan/Grill/Grill+Fan/Fan+Ring/3D	9	Not available for 50x50 freestanding oven	2500	2600	2200
60	Multifunction oven	(Top + Bottom + Fan + Ring) + Grill	0/Ovenlight/Defrost/Bottom/Top/Top+Bottom/ Top+Bottom+Fan/Fan+Ring/Pizza/Double Grill	9	Not available for 50x50 freestanding oven	3000	3100	3000
61	Fan assisted oven	(Top + Bottom + Fan)	0/Top/Bottom/Top+Bottom/Top+Bottom+Fan/Bottom+Fan	5	Not available for 50x50 freestanding oven	2000	2300	2400
62	Multifunction oven	(Top + Bottom + Fan + Ring) + Grill	0/Ovenlight/Defrost/Top/Bottom/Top+Bottom/ Top+Bottom+Fan/Fan+Ring/Grill+Fan/Double Grill	9	Not available for 50x50 freestanding oven	2600	2600	3000

Gas Oven Functions for FS Cookers										
Function ID	Oven Function (Heating Element, Fan, Turnspit, Grill Availability)	Number of Functions	Control Type	Close Door Grilling (Only for NON CE (Only for Electric Grill))				Product Type		
				90x60 Standard & Professional	60X60 90X60 Bottle Compartment	50X50	50X60	60X60	90x60 Standard & Professional	90X60 Bottle Compartment
31	Oven Burner Oven Light	1	Single Knob	NA	NA	A	A	A	A	A
32	Oven Burner Thermostat Oven Light	1	Single Knob	NA	NA	A	A	A	A	A
33	Oven Burner Gas Grill Oven Light	2	Single Knob	A	NA	A	A	A	A	A
34	Oven Burner Gas Grill Thermostat Oven Light	2	Single Knob	A	NA	A	A	A	A	A
35	Oven Burner Gas Grill Turnspit Oven Light	3	Single Knob	A	NA	A	A	A	A	A
36	Oven Burner Gas Grill Turnspit Thermostat Oven Light	3	Single Knob	A	NA	A	A	A	A	A
38	Oven Burner Electric Grill Turnspit Oven Light	2	Single Knob	A	A	A	A	A	A	A
39	Oven Burner Electric Grill Turnspit Thermostat Oven Light	3	Single Knob	A	A	A	A	A	A	A
41	Oven Burner	1	Single Knob	NA	NA	A	A	A	A	A
42	Oven Burner Thermostat	1	Single Knob	NA	NA	A	A	A	A	A
43	Oven Burner Gas Grill	2	Single Knob	A	NA	A	A	A	A	A
44	Oven Burner Gas Grill Thermostat	2	Single Knob	A	NA	A	A	A	A	A
45	Oven Burner Gas Grill Turnspit	3	Single Knob	A	NA	A	A	A	A	A
46	Oven Burner Gas Grill Turnspit Thermostat	3	Single Knob	A	NA	A	A	A	A	A
48	Oven Burner Electric Grill Thermostat	2	Single Knob	A	A	A	A	A	A	A
57	Oven Burner Electric Grill	2	Single Knob	A	A	A	A	A	A	A
58	Oven Burner Electric Grill Oven Light	2	Single Knob	A	A	A	A	A	A	A

59	Oven Burner Electric Grill Turnspit Oven Light	3	Single Knob	A	A	A	A	A	A	A
62	Oven Burner Fan Oven Light	2	Single Knob	NA	NA	NA	NA	A	A	NA
63	Oven Burner Gas Grill Fan Oven Light	3	Single Knob	A	NA	NA	NA	A	A	NA
64	Oven Burner Gas Grill Thermostat Fan Oven Light	3	Single Knob	A	NA	NA	NA	A	A	NA
65	Oven Burner Gas Grill Turnspit Fan Oven Light	4	Single Knob	A	NA	NA	NA	A	A	NA
66	Oven Burner Gas Grill Turnspit Thermostat Fan Oven Light	4	Single Knob	A	NA	NA	NA	A	A	NA
68	Oven Burner Electric Grill Thermostat Fan Oven Light	3	Single Knob	A	A	NA	NA	A	A	NA
69	Oven Burner Electric Grill Turnspit Thermostat Fan Oven Light	4	Single Knob	A	A	NA	NA	A	A	NA
70	Oven Burner Thermostat Fan Oven Light	2	Single Knob	NA	NA	NA	NA	A	A	NA
71	Oven Burner Fan	2	Single Knob	NA	NA	NA	NA	A	A	NA
72	Oven Burner Thermostat Fan	2	Single Knob	NA	NA	NA	NA	A	A	NA
73	Oven Burner Gas Grill Fan	3	Single Knob	A	NA	NA	NA	A	A	NA
74	Oven Burner Gas Grill Thermostat Fan	3	Single Knob	A	NA	NA	NA	A	A	NA
75	Oven Burner Gas Grill Turnspit Fan	4	Single Knob	A	NA	NA	NA	A	A	NA
76	Oven Burner Gas Grill Turnspit Thermostat Fan	4	Single Knob	A	NA	NA	NA	A	A	NA
78	Oven Burner Electric Grill Thermostat Fan	3	Single Knob	A	A	NA	NA	A	A	NA
79	Oven Burner Electric Grill Turnspit Thermostat Fan	4	Single Knob	A	A	NA	NA	A	A	NA
87	Oven Burner Gas Grill Oven Light	2	Seperate Knob	A	NA	NA	NA	A	A	A
88	Oven Burner Gas Grill Thermostat Oven Light	2	Seperate Knob	A	NA	NA	NA	A	A	A
89	Oven Burner Gas Grill Turnspit Oven Light	3	Seperate Knob	A	NA	NA	NA	A	A	A
90	Oven Burner Gas Grill Turnspit Thermostat Oven Light	3	Seperate Knob	A	NA	NA	NA	A	A	A
91	Oven Burner Gas Grill Turnspit	3	Seperate Knob	A	NA	NA	NA	A	A	A
92	Oven Burner Gas Grill Turnspit Thermostat	3	Seperate Knob	A	NA	NA	NA	A	A	A
83	Oven Burner Gas Grill Fan Oven Light	3	Seperate Knob	A	NA	NA	NA	A	A	NA
84	Oven Burner Gas Grill Thermostat Fan Oven Light	3	Seperate Knob	A	NA	NA	NA	A	A	NA
85	Oven Burner Gas Grill Turnspit Fan Oven Light	4	Seperate Knob	A	NA	NA	NA	A	A	NA
86	Oven Burner Gas Grill Turnspit Thermostat Fan Oven Light	4	Seperate Knob	A	NA	NA	NA	A	A	NA
93	Oven Burner Gas Grill Fan	3	Seperate Knob	A	NA	NA	NA	A	A	NA
94	Oven Burner Gas Grill Thermostat Fan	3	Seperate Knob	A	NA	NA	NA	A	A	NA
95	Oven Burner Gas Grill Turnspit Fan	4	Seperate Knob	A	NA	NA	NA	A	A	NA
96	Oven Burner Gas Grill Turnspit Thermostat Fan	4	Seperate Knob	A	NA	NA	NA	A	A	NA
97	Oven Burner Electric Grill Fan	3	Single Knob	A	A	NA	NA	A	A	NA
98	Oven Burner Electric Grill Fan Oven Light	3	Single Knob	A	A	NA	NA	A	A	NA
99	Oven Burner Electric Grill Turnspit Fan Oven Light	4	Single Knob	A	A	NA	NA	A	A	NA

Free Standing Ovens Container Loading Quantities and Packaging Sizes						
Product Family	Packaging and Container Couples	Packaging Size (W x D x H) in mm	Loading Quantity (Mixed Orientation)	Loading Quantity (2 vertical, 1 horizontal top loading condition)*	Recommended Loading Quantity (Front faces of products looking at container door)	Max. Stacking Quantities In Warehouse
50x50cm	50x50 box 85cm 20ft	555 x 596 x 915	80	Not applicable	72	5
	50x50 box 85cm 40 HC		164	209	152	5
	50x50 box 85cm 40ft		164	Not applicable	152	5
	50x50 box 90cm 20ft	555 x 596 x 970	80	Not applicable	72	5
	50x50 box 90cm 40 HC		164	208	152	5
	50x50 box 90cm 40ft		164	Not applicable	152	5
	50x50 shrink 85cm 20ft	545 x 586 x 912	80	Not applicable	72	4
	50x50 shrink 85cm 40 HC		168	214	160	4
	50x50 shrink 85cm 40ft		168	Not applicable	160	4
	50x50 shrink 90cm 20ft	545 x 586 x 967	80	Not applicable	72	4
	50x50 shrink 90cm 40 HC		168	212	160	4
	50x50 shrink 90cm 40ft		168	Not applicable	160	4

50x60cm (FS & DO)	50x60 box 85cm 20ft	555 x 694 x 922	64	Not applicable	64	5
	50x60 box 85cm 40 HC		136	179**	136	5
	50x60 box 85cm 40ft		136	Not applicable	136	5
	50x60 box 90cm 20ft	555 x 694 x 977	64	Not applicable	64	5
	50x60 box 90cm 40 HC		136	172**	136	5
	50x60 box 90cm 40ft		136	Not applicable	136	5
	50x60 shrink 85cm 20ft	545 x 684 x 919	68	Not applicable	64	4
	50x60 shrink 85cm 40 HC		144	187**	136	4
	50x60 shrink 85cm 40ft		144	Not applicable	136	4
	50x60 shrink 90cm 20ft	545 x 684 x 974	68	Not applicable	64	4
	50x60 shrink 90cm 40 HC		144	180**	136	4
	50x60 shrink 90cm 40ft		144	Not applicable	136	4
60x60cm (FS & DO)	60x60 box 85cm 20ft	655 x 694 x 925	48	Not applicable	48	5
	60x60 box 85cm 40 HC		108	150**	102	5
	60x60 box 85cm 40ft		108	Not applicable	102	5
	60x60 box 90cm 20ft	655 x 694 x 980	48	Not applicable	48	5
	60x60 box 90cm 40 HC		108	144**	102	5
	60x60 box 90cm 40ft		108	Not applicable	102	5
	60x60 shrink 85cm 20ft	645 x 684 x 922	48	Not applicable	48	4
	60x60 shrink 85cm 40 HC		108	150**	102	4
	60x60 shrink 85cm 40ft		108	Not applicable	102	4
	60x60 shrink 90cm 20ft	645 x 684 x 977	48	Not applicable	48	4
	60x60 shrink 90cm 40 HC		108	144**	102	4
	60x60 shrink 90cm 40ft		108	Not applicable	102	4
90x60cm FS	90x60 box 85cm 20ft	950 x 695 x 857	40	Not applicable	32	5
	90x60 box 85cm 40 HC		123	Not applicable	102	5
	90x60 box 85cm 40ft		82	Not applicable	68	5
100x60 FS	100x60 box 90cm 20ft	1108x736x967	-	Not applicable	28	5
	100x60 box 90cm 40 HC		-	Not applicable	64	5
	100x60 box 90cm 40ft		-	Not applicable	64	5

Gas Hob Configuration for 60X60 Free Standing Cookers




Hob ID	Gas Hob configuration	Element placement
31 (3G1E-31)	1 x Auxiliary, 1 x Semi Rapid, 1 x Rapid Burner, 1 x 180 Hotplate	
33 (2G2E-33)	1 x Semi Rapid, 1 x Rapid, 1x145 Hotplate, 1x180 Hotplate	
34 (2G2E-34)	1 x Semi Rapid, 1 x Rapid, 1x145 Hotplate, 1x180 Rapid Hotplate	
36 (2G2E-36)	1 x Semi Rapid, 1 x Rapid, 1x145 Rapid Hotplate, 1x180 Hotplate	
40 (4G-40)	1 x Auxiliary, 2 x Semi Rapid, 1 x Rapid Burner	
41 (4G-41)	1 x Auxiliary, 2 x Semi Rapid, 1 x Triple Flame Burner	







Gas Hob Configuration for 50X60 Free Standing Cookers


Hob ID	Gas Hob configuration	Element placement
30 (3G-30)	1 x Auxiliary, 1 x Semi Rapid, 1 x Rapid	
31 (3G1E-31)	1 x Auxiliary, 1 x Semi Rapid, 1 x Rapid Burner, 1 x 180 Hotplate	
33 (2G2E-33)	1 x Semi Rapid, 1 x Rapid, 1x145 Hotplate, 1x180 Hotplate	
34 (2G2E-34)	1 x Semi Rapid, 1 x Rapid, 1x145 Hotplate, 1x180 Rapid Hotplate	
36 (2G2E-36)	1 x Semi Rapid, 1 x Rapid, 1x145 Rapid Hotplate, 1x180 Hotplate	
40 (4G-40)	1 x Auxiliary, 2 x Semi Rapid, 1 x Rapid Burner	





* Only side faces can be put on the floor.



** Not applicable for DO


Gas Hob Configuration for 50X50 Free Standing Cookers		
Hob ID	Gas Hob configuration	Element placement
30 (3G-30)	1 x Auxiliary, 1 x Semi Rapid, 1 x Rapid	
31 (3G1E-31)	1 x Auxiliary, 1 x Semi Rapid, 1 x Rapid Burner, 1 x 145 Hotplate	
40 (4G-40)	1 x Auxiliary, 2 x Semi Rapid, 1 x Rapid Burner	



Gas Hob Configuration for 90X60 Free Standing Cookers		
Hob ID	Gas Hob configuration	Element placement
50 (5G-50)	1 x Auxiliary, 2 x Semi Rapid, 2 x Rapid (only for standart aesthetic)	
51 (5G-51)	1 x Auxiliary, 2 x Semi Rapid, 1 x Rapid, 1 x Triple Flame Burner	
52 (5G-52)	1 x Auxiliary, 2 x Semi Rapid, 1 x Rapid, 1 x Fish Burner	
53 (4G2E-53)	1 x Auxiliary, 2 x Semi Rapid, 1 x Rapid, 2 x Hotplate	
55 (4G2E-55)	1 x Auxiliary, 2 x Semi Rapid, 1 x Rapid, 1 x 180 Rapid Hotplate, 1 x 145 Hotplate	
57 (5G)	1 x DCC Wok Gas Burner 4000 W 1 x Rapid Gas Burner 3000 W 2 x Semi Rapid Gas Burner 1750 W 1 x Auxiliary Gas Burner 1000 W	







Gas Hob Configuration For 100X60 Free Standing Cookers		
Hob ID	Hob configuration	Element placement
71 (7G-71)	2 x Auxiliary, 2 x Semi Rapid, 2 x Rapid, 1 x Double Flame Burner	

Vitreoceramic Hob Configurations for 60x60 Free-Standing Cookers		
Hob ID	Highlight element configuration	Element placement
10 (4V-01)	2 x 145, 2 x 180 highlight element	
11 (4V-02)	2 x 145, 1 x 180, 1 x 180 dual highlight element	
13 (4V-03)	2 x 145, 1 x 180, 1 x 210 highlight element	
37 (3V-37)	1x145, 1x180, 1x290 dual highlight element	








Vitreoceramic Hob Configurations for 50x60 Free-Standing Cookers		
Hob ID	Highlight element configuration	Element placement
10 (4V-01)	2 x 145, 2 x 180 highlight element	
11 (4V-02)	2 x 145, 1 x 180, 1 x 180 dual highlight element	







Vitreoceramic Hob Configurations for 50x50 Free-Standing Cookers		
Hob ID	Highlight element configuration	Element placement
31 (3V-23)	2 x 145, 1 x 180 highlight element	


Vitreoceramic Hob Configurations for 90x60 Free-Standing Cookers		
Hob ID	Highlight element configuration	Element placement
34 (5V-34)	2 x 145, 2 x 180, 1 x 210 highlight element	
36 (5V-36)	2 x 145, 1 x 180, 1x210 dual, 1 x oval highlight element	


Solid Hotplate Hob Configurations for 60x60 Free Standing Cookers		
Hob ID	Highlight element configuration	Element placement
01 (4E-01)	2 x 145, 2 x 180 hotplate	
02 (4E-02)	2 x 145, 1 x 180, 1 x 180 rapid hotplate	
03 (4E-03)	1 x 145, 1 x 145 rapid, 1 x 180, 1 x 180 rapid hotplate	
06 (4E-06)	2 x 145, 1 x 180, 1 x 220 hotplate	
08 (4E-08)	1 x 80, 2 x 180, 1 x 145 hotplate	
09 (4E-09)	1 x 80, 1 x 180, 1 x 180 rapid, 1 x 145 hotplate	

** 1 and 27 hob configurations are available for 400V rated voltage.


Solid Hotplate Hob Configurations for 50x60 Free Standing Cookers		
Hob ID	Hotplate configuration	Element placement
01 (4E-01)	2 x 145, 2 x 180 hotplate	
02 (4E-02)	2 x 145, 1 x 180, 1 x 180 rapid hotplate	
03 (4E-03)	1 x 145, 1 x 145 rapid, 1 x 180, 1 x 180 rapid hotplate	
08 (4E-08)	1 x 80, 2 x 180, 1 x 145 hotplate	
09 (4E-09)	1 x 80, 1 x 180, 1 x 180 rapid, 1 x 145 hotplate	
17 (4E-17)	1 x 80, 1 x 180, 1 x 145, 1 x 220 hotplate	
18 (4E-18)	1 x 80, 1 x 180 rapid, 1 x 145, 1 x 220 hotplate	

Solid Hotplate Hob Configurations for 50x50 Free Standing Cookers		
Hob ID	Hotplate configuration	Element placement
01 (4E-01)	2 x 145, 2 x 180 hotplate	
02 (4E-02)	2 x 145, 1 x 180, 1 x 180 rapid hotplate	
03 (4E-03)	1 x 145, 1 x 145 rapid, 1 x 180, 1 x 180 rapid hotplate	
27 (4E-27)	4 x 145 hotplate	
28 (4E-28)	4 x 145 rapid hotplate	
29 (4E-29)	2 x 145 hotplate, 2 x 145 rapid hotplate	















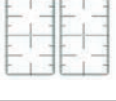


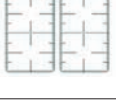
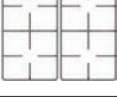





Induction Hob Configurations for 60x60 Free Standing Cookers			
Hob ID	Hob configuration	Control System	Element placement
63 (4I-32)	2x160B, 2x210B induction element 2x(1400 / B1800 W), 2x (2100 / B2500 W)	STANDARD TOUCH STANDARD TOUCH WITH TIMER	

Induction Hob Configurations for 50x60 Free Standing Cookers			
Hob ID	Hob configuration	Control System	Element placement
64 (4I-64)	4x160B induction element 4x(1400 / B1800 W)	STANDARD TOUCH STANDARD TOUCH WITH TIMER	

** Not available for 400V rated voltage.

Induction Hob Configurations for 90x60 Free Standing Cookers			
Hob ID	Hob configuration	Control System	Element placement
60 (5I-60)	"2x160B, 2x200B,1x250B induction element 2x(1400 / B1800 W), 2x (2100 / B2500 W, 1x(2800 / B 3500 W)"	STANDARD TOUCH WITH TIMER	

** Not available for 400V rated voltage.

	ENAMELLED PAN SUPPORTS			CAST IRON PAN SUPPORTS	
	S-type Enamelled	V-type Enamelled	E-type Enamelled	S-type Cast Iron	T-type Cast Iron
Freestanding Double Oven 50x60			NA	NA	NA
Freestanding Double Oven 60x60			NA		NA
Full Flat Freestanding Double Oven 50x60			NA	NA	NA
Full Flat Freestanding Double Oven 60x60			NA		NA
New Generation Freestanding 50x50			NA	NA	NA
New Generation Freestanding 50x60			NA		NA
New Generation Freestanding 60x60			NA		NA
New Generation Freestanding 90x60		NA			
Range Cookers 100x60		N/A	N/A		N/A

Color	Cooktop	Front Face	Side Panel	Kickplate*	Fs / Ngfs						Double Oven		Range Cooker
					50X50	50X60	60X60	90X60			50X60	60X60	100X60
								Standard	Professional	Bottle Compartment			
Full Inox	Inox	Inox	Inox	Black	N/A	N/A	N/A	Available	Available	Available	N/A	N/A	Available
Black	Black	Black	Black	Black	Available	Available	Available	Available	N/A	Available	Available	Available	Available
White	White	White	White	White	Available	Available	Available	Available	N/A	Available	Available	Available	Available
Brown	Brown	Brown	Brown	Brown	Available	Available	Available	Available	N/A	Available	N/A	N/A	N/A
Silver**	Silver	Silver	Silver	Silver	Available	Available	Available	N/A	N/A	N/A	Available	Available	N/A
Retro Claret Red	Inox	Claret Red	Claret Red	Claret Red	Available	Available	Available	Available	Available	N/A	N/A	N/A	N/A
Type 1 / Inox Derivative	Inox	Silver	Silver	Silver	Available	Available	Available	Available	N/A	Available	Available	Available	Available
Type 2 / Inox Derivative	Inox	Silver	Black	Black	Available	Available	Available	N/A	N/A	N/A	N/A	N/A	N/A
Type 3 / Inox Derivative	Inox	Inox	Silver	Silver	Available	Available	Available	Available	Available	Available	Available	Available	Available
Type 4 / Inox Derivative	Inox	Inox	Black	Black	Available	Available	Available	N/A	N/A	N/A	N/A	N/A	N/A
Type 9 / Inox Derivative	Black	Silver	Black	Black	Available	Available	Available	N/A	N/A	N/A	N/A	N/A	N/A
Type 10 / Inox Derivative	Black	Inox	Black	Black	N/A	N/A	N/A	N/A	N/A	N/A	Available	Available	N/A
Type 11 / Inox Derivative**	Silver	Silver	Black	Silver	Available	Available	Available	N/A	N/A	N/A	N/A	N/A	N/A
Type 14 / Inox Derivative	Black	Silver	Silver	Silver	Available	Available	Available	Available	N/A	Available	Available	Available	Available
Type 17 / Inox Derivative	Inox	Black	Black	Black	Available	Available	Available	Available	Available	Available	N/A	N/A	Available
Type 18 / Inox Derivative	Inox	Inox Front Panel Silver Drawer	Silver	Silver	N/A	Available	Available	N/A	N/A	N/A	N/A	N/A	N/A
Type 19 / Cream 1 Derivative	Black	Cream	Black	Black	N/A	N/A	N/A	N/A	N/A	N/A	Available	Available	N/A
Type 20 / Cream 2 Derivative	Black	Cream	Cream	Black	Available	Available	Available	N/A	N/A	N/A	N/A	N/A	N/A
Type 22 / Cream 3 Derivative	Inox	Cream	Cream	Black	N/A	N/A	N/A	Available	Available	N/A	N/A	N/A	Available
Type 23 / Inox Derivative	Inox	White	White	White	Available	Available	Available	N/A	N/A	N/A	N/A	N/A	N/A
Type 24 / Inox Derivative	Black	Inox	Silver	Silver	Available	Available	Available	Available	N/A	Available	Available	Available	Available
Retro Krem / Retro Cream	Inox	Cream	Cream	Cream	N/A	Available	Available	N/A	N/A	N/A	N/A	N/A	N/A
Type 26 / Inox Derivative	Inox	Black	Inox	Black	N/A	N/A	N/A	N/A	Available	N/A	N/A	N/A	N/A

Notes

[illegible]

Notes

VESTEL TRADE CO.

Organize Sanayi Bölgesi, 45030 Manisa/Türkiye

Phone: 90 - 236 233 25 82

Fax: 90 - 236 233 25 84

vesteltrade@vestel.com.tr

www.vestelinternational.com

VESTEL HOLLAND BV

Stationsplein 45, A2-191 3013 AK Rotterdam, The Netherlands

Phone: +31 - 10 412 23 66

<https://vestelbenelux.nl>

info@vestelbenelux.nl

VESTEL HOLLAND B.V. UK BRANCH OFFICE

Vestel House, Waterside Drive Langley, Berkshire SL3 6EZZ

Phone: +44 - 3330 146 400

<https://vestel.co.uk>

info@vestel-uk.com

VESTEL HOLLAND B.V. GERMANY BRANCH OFFICE

Parkring 6 D-85748 Garching bei München/ Germany

Phone: +49 - 89 55295 - 0

<https://vestel-germany.de>

info@vestel-germany.de

VESTEL IBERIA, S. L.

Paeso Doce Estrellas, 2, 3o. 28042. Madrid, Spain

Phone: +34 - 91 320 63 98

<https://vestel.es>

vestel@vestel.es

VESTEL FRANCE SASU

17 Rue de la Couture - Parc Icade BP 10190 - 94563 RUNGIS Cedex/France

Phone: +33 - 1 46 75 00 29

<http://vestel-france.fr>

info@vestel.fr

VESTEL CIS LTD.

2 Gorbunova st., Bld. No 3, office A305 Moscow, 121569, Russia

Phone: 7 - 495 956 8230

<https://vestel.ru>

info@vestel.ru

VESTEL ELECTRONICA

Bucharest, 1st District, 2-4 Murmurului Entrance, 014114 Bucharest/Romania

Phone: +40 - 31 425 42 93

<https://vestel.ro>

office@vestel.ro

VESTEL HOLLAND B.V. POLAND BRANCH OFFICE

Oddział w Polsce Ul. Salsy 2,

02-823 Warszawa

Phone: +48 22 272 73 00

Fax: +48 22 272 74 00

<https://vestel-poland.com>

info@vestel-poland.com

VESTEL ELECTRONICS GULF DMCC

Unit No. ALMAS-06-C, Almas Tower, Plot No. JLT-PH1-A0, Jumeirah Lake Towers, Dubai, UAE

Phone: +971 - 4 564 6544

<https://vestel-gulf.ae>

info@vestel-gulf.ae

TOO VESTEL CENTRAL ASIA

050026 Kazakhsatan/Almaty Aiteke bi 187, office:215

Phone: 7 - 727 263 39 39

info@vestel.kz

VESTEL CHINA

Vestel Electronics (Shanghai) Trading Co., Ltd. Shenzhen Branch Room 2606, Time Square Excellence. No 4068 Yi Tian Rd, Fu Tian District. Shenzhen City, Guangdong, China. 518048

Phone: 86-755-2266 6726

VESTEL VIETNAM

The Rep. Office of Vestel Electronics (Shanghai) Trading Co. Ltd. in Ho Chi Minh City – VIETNAM Floor 46, Bitexco Financial Tower , 02 Hai Trieu, Ben Nghe Ward, District 1 , Ho Chi Minh City, Vietnam

VESTEL USA INC.

390 5TH AVE ROOM 805 NEW YORK, NEW YORK 10018

Phone: 212 689 4622 x12



VESTEL

Organize Sanayi Bolgesi, 45030
Manisa/Turkey

Phone: 90 - 236 233 25 82

Fax: 90 - 236 233 25 84

vesteltrade@vestel.com.tr
www.vestelinternational.com

FOLLOW US ON SOCIAL MEDIA



/vestelinternational